


Fittings for commercial vehicles

Nissan



PROFESSIONALITY IN MOVEMENT

TERMS OF SUPPLY

- Floorings and linings supplied in several parts.
- Floorings, linings, roof racks and ladder racks are supplied **unassembled**.
- Modules are supplied **pre-assembled** complete with fixing material to the vehicle.
- For **product installation** we suggest to contact the expert assistance of our network of **authorised installation centers** (see back cover).
- The products are supplied including **packing**.
- Our products are covered by a **3-years warranty**.
- **Load capacity** data refer to **uniformly distributed loads** (p.u.d.)

CERTIFIED PRODUCTION

Successfully certified, Quality Assurance Certification since over ten years.



CRASH TEST STORE VAN




Passed the **CRASH TEST** carried out according to the recent European regulations. **ECE-R17** with impact at **50 Km/h**.

TESTED AND CERTIFIED SAFETY



STORE VAN has obtained the prestigious **GS** certification for its loading ramps and interior fittings.



STORE VAN also boasts the rare **GS** certification for the universal ladder rack.

Store Van

A TRADEMARK OF FAMI'S GROUP

Fami's constant focus on the market trends, combined with studies for customized products, has been the winning strategy also for the last born brand name – STORE VAN - which offers fittings for commercial vehicles of all types. The accurate designed modules and the perfect adaptability for the most different personalised projects, confirmed the quality and supremacy of Store Van's components.

The achieved success allowed Store Van to become one of the most reliable and popular supplier among the international commercial vehicles producers.



PROFESSIONALITÀ IN MOVIMENTO

Store Van first introduced an innovative installation system without drilling the van bodyworks to fix the equipments, guaranteeing functionality, quality, steadiness and aesthetic features, both for estate cars and for large vans and fleets.

LOGISTIC QUALITY SYSTEMS

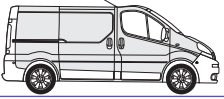

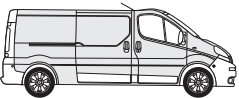
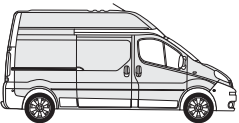


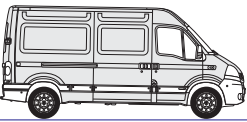
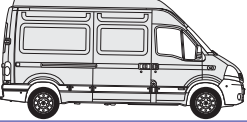
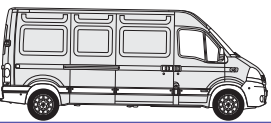
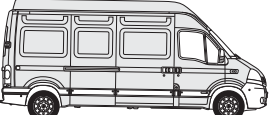
Fami's strategy develops through products versatility, while each project becomes exclusive and customised. This strategy, along with advanced industrial processes, originates fitting systems suitable to meet all customers' requirements.


Fami, one of the leading Company in the field of industrial storage systems, gives priority to the technological features but also considers the design and the "soul" of the product, signing each article with a perfect balance of technology and "heart".



Fami stands out for its high technology and original solutions, like industrial storage, work stations and conductive systems for the electronic industry. All Company's advanced solutions can be employed and diversified in different applications, becoming Fami the leading Company in its field as far competence and competitiveness.



	MODEL	VEHICLE DATA	PAGE
	Primastar Van Short wheelbase low roof	5,02 m³ L1 H1 wheelbase 3098 mm height 1959 mm	17-20
	Primastar Van Short wheelbase high roof	7,09 m³ L1 H2 wheelbase 3098 mm height 2492 mm	21-24
	Primastar Van Long wheelbase low roof	5,94 m³ L2 H1 wheelbase 3498 mm height 1962 mm	25-28
	Primastar Van Long wheelbase high roof	8,36 m³ L2 H2 wheelbase 3498 mm height 2492 mm	29-32
	Interstar Van Short wheelbase low roof	8 m³ L1 H1 wheelbase 3078 mm height 2256 mm	37-40
	Interstar Van Short wheelbase mid roof	9,1 m³ L1 H2 wheelbase 3078 mm height 2496 mm	41-44
	Interstar Van Medium wheelbase mid roof	10,8 m³ L2 H2 wheelbase 3578 mm height 2493 mm	45-48
	Interstar Van Medium wheelbase high roof	12 m³ L2 H3 wheelbase 3578 mm height 2720 mm	49-52
	Interstar Van Long wheelbase mid roof	12,6 m³ L3 H2 wheelbase 4078 mm height 2490 mm	53-56
	Interstar Van Long wheelbase high roof	13,9 m³ L3 H3 wheelbase 4078 mm height 2720 mm	57-60



LININGS

4 mm thick polypropylene honeycomb linings with scratchproof surface. Lightweight and robust.



FLOORINGS

Pre-shaped loading floors in one or more jointed pieces with extruded aluminium inserts. Made of 12 mm thick birch and conifer phenolic multi-ply, resin-bonded on both faces and a wear-resistant and slip-proof surface treatment.



DRAWERS

Easy and intuitive one hand opening with handle operated opening and closing safety stop. Wide range of dividing options of the drawers by means of plastic or metal accessories.

Load capacity: 50 Kg



RETRACTABLE SHELVES

Retractable shelves for one or two tool cases with the possibility of introducing tool cases with different heights and depths.

Load capacity: 50 Kg



VICE WORKBENCHES

Retractable vice workbench complete with steel vice, swivel base, jaws width 100 mm.

Technical features

TALENTO ladder rack rails
with **lowering system** with brake for
ladders weight up to 60 kg.



ALADIN ladder rack rails
with **servo-assisted lowering and lifting system** for ladders weight up to 60 kg.



LOADING RAMPS



Servo assisted loading ramps with tubular steel structure and knurled slip-proof aluminium platform. Connection to the vehicle by means of a telescopic column and self-positioning feet.

Load capacity from: 600 to 1500 Kg.



292 mm DEEP TOOL CASES

**Order no. VAL 001****Case with boxes**

Dim. 438x292x67 mm (WxDxH)
Internal solutions with:
2 green, 2 blue, 5 yellow,
10 red boxes.

**Order no. VAL 002****Case with boxes**

Dim. 438x292x67 mm (WxDxH)
Internal solutions with: 8 blue,
8 red boxes.

**Order no. VAL 003****Case with boxes**

Dim. 438x292x102 mm (WxDxH)
Internal solutions with: 2 blue,
2 green, 5 yellow, 10 red boxes.
Upper tray with 20 red and 10
yellow boxes.

**Order no. VAL 004****Case with boxes**

Dim. 438x292x102 mm (WxDxH)
Internal solutions with:
4 green, 4 blue boxes.
Upper tray with 20 red and
10 yellow boxes.

343 mm DEEP TOOL CASES

**Order no. VAL 005****Case with boxes**

Dim. 438x343x67 mm (WxDxH)
Internal solutions with:
2 green, 3 blue, 6 yellow,
12 red boxes.

**Order no. VAL 006****Case with boxes**

Dim. 438x343x67 mm (WxDxH)
Internal solutions with:
8 green boxes.

**Order no. VAL 007****Case with boxes**

Dim. 438x343x102 mm (WxDxH)
Internal solutions with:
2 green, 3 blue, 6 yellow, 12 red
boxes.
Upper tray with 24 red and 12
yellow boxes.

**Order no. VAL 008****Case with boxes**

Dim. 438x343x102 mm (WxDxH)
Internal solutions with:
12 blue boxes.
Upper tray with 24 red and 12
yellow boxes.

ACCESSORIES FOR MODULES



Order no. ACS 001
Hand washing kit



Order no. ACS 002
Can holder kit with 20
litres capacity metal can



Order no. ACS 003
Supports with belt
strap for gas cylinders
and extinguishers



Order no. ACS 004
First aid kit



Order no. ACS 005
Paper towel holder kit
with paper towel
Ø 140 mm



Order no. ACS 006
DIN A4 document
holder



Order no. ACS 007
Spray-can holder kit



Order no. ACS 008
Painted aluminium
cable saddles

LOAD RETAINING BARS AND BELTS



Load retaining bar kit available in 3 dimensions:

Order no. ACS 009

Load retaining bar length 1000 mm
Pair of polyester belts length 3260 mm

Order no. ACS 010

Load retaining bar length 1500 mm
Pair of polyester belts length 3260 mm

Order no. ACS 011

Load retaining bar length 2000 mm
Pair of polyester belts length 3260 mm

CRANES



Revolving crane with positioning brake and folding arm. Including 12 V motor and lifting hook sliding on an aluminium guide and electric limit switch, equipped with remote control with cable.

Load capacity from: 150 to 190 Kg.

OPTIONAL ACCESSORY NOT AVAILABLE FOR ALL VEHICLES MODELS

COMPRESSORS AND RETRACTABLE HORIZONTAL SYSTEMS



Retractable horizontal aluminium frames. Mechanical stop of the frame in opening and closing.

Possibility of blocking the shelf in any opening position.

Load capacity: 300 Kg.

Extraction: 60 %

Vertical compressors 220V - 380V.

Capacity: 50 - 100 LT



COLLAPSIBLE VICE WORKBENCHES



Collapsible vice workbenches with floor support.

Work bench height adjustable.

Top width: 240 / 340 mm

Depth: 1150 mm



LIFTING DOORS



Lifting doors with assisted opening.

Length: 508 / 717 / 1016 / 1225 / 1524 mm

Useful height: 350 / 400 mm



SHELVES



Shelves available for modules:

Length: 508 / 717 / 1016 / 1225 / 1524 mm

Depth: 265 / 365 mm

Front height: 35 mm

Back height: 100 mm

Available with or without polypropylene containers

Strategically strong



Primastar L2 H1 - 5,94 m³

Vehicle equipped with:

- 1 ord. no. POS 205 ladder rack (ladder not supplied)
- 1 ord. no. PIL 207 wooden flooring
- 1 ord. no. PAN 204 polypropylene lining
- 1 ord. no. PAR 202 polypropylene lining
- 1 ord. no. MDL 008 module
- 1 ord. no. MDL 010 module
- 1 ord. no. MDL 012 module
- 1 ord. no. MDL 038 module
- 1 ord. no. SFM 300 fixing bar
- 1 ord. no. ACS 004 first aid kit
- 2 ord. no. ACS 007 spray cans holder kit
- 1 ord. no. ACS 005 paper roll holder with paper roll
- 1 ord. no. ACS 003 support with belt for gas cylinders and extinguishers (extinguisher not supplied)

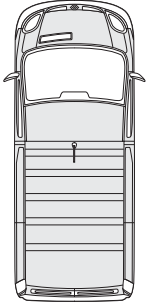
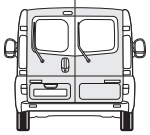
- > **FAST ASSEMBLY**
- > **TOTAL MODULARITY**
- > **SAFETY SOUND ABSORBING ELEMENTS BETWEEN THE VARIOUS METAL COMPONENTS**
- > **ERGONOMETRIC SHAPES**
- > **HEIGHT ADJUSTMENT IN PITCH OF 25 mm OF THE VARIOUS ELEMENTS**



PRIMASTAR

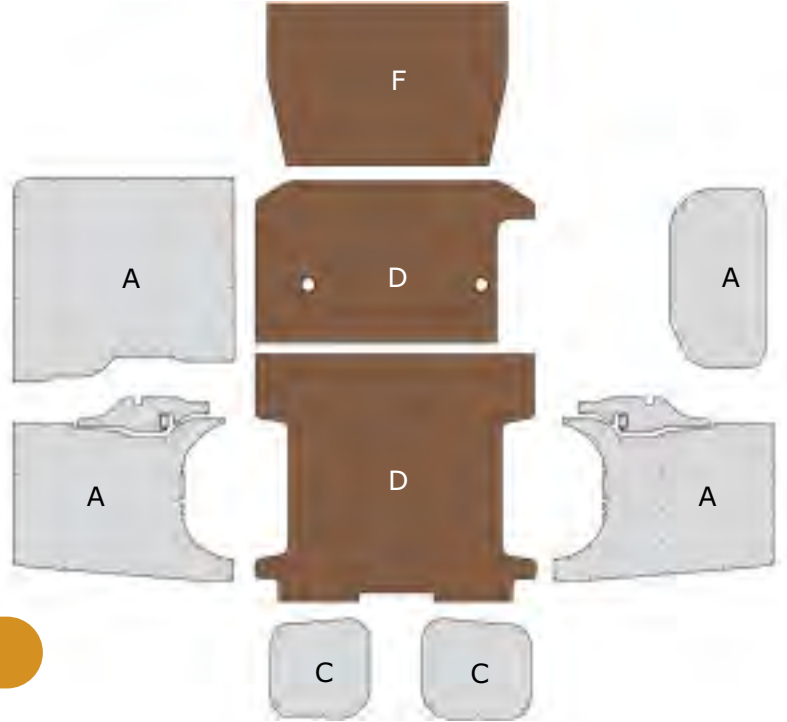






FLOORINGS AND LININGS

for PRIMASTAR with RH side sliding door and rear leaf doors, sheet metal side walls



A Polypropylene linings Order no. PAN 203

Weight: **7,67 Kg**
Polypropylene linings for:
- LH side wall
- RH side wall and sliding door

Technical features,
see page 5

C Polypropylene linings Order no. PAR 202

Weight: **1,33 Kg**
Polypropylene linings for:
- upper section of rear leaf doors

D Flooring Order no. PIL 205

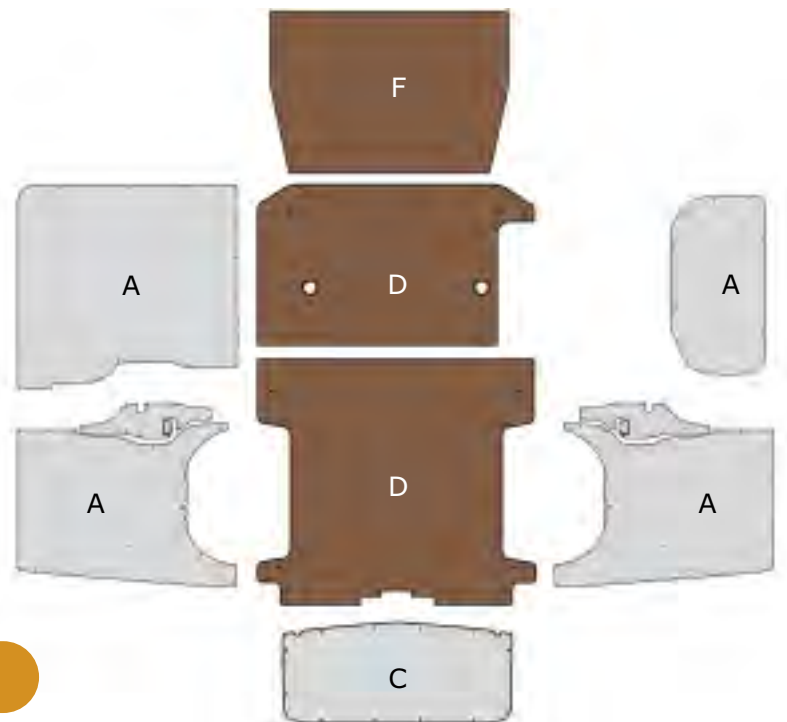
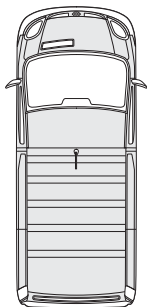
Weight: **29,35 Kg**
12 mm thick wooden flooring phenolic coated and predrilling for lashing hook supports.

F Bulkhead Order no. PIR 201

Weight: **10,60 Kg**
12 mm wooden phenolic coated bulkhead panel.

FLOORINGS AND LININGS

for PRIMASTAR with RH side sliding door and lower lift door, sheet metal side walls



A Polypropylene linings Order no. PAN 203

Weight: **7,67 Kg**
Polypropylene linings for:
- LH side wall
- RH side wall and sliding door

Technical features,
see page 5

C Polypropylene linings Order no. PAR 203

Weight: **1,42 Kg**
Polypropylene linings for:
- upper part of sheet metal lift door

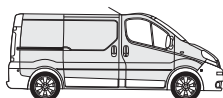
D Flooring Order no. PIL 206

Weight: **29,35 Kg**
12 mm thick wooden flooring phenolic coated and predrilling for lashing hook supports.

F Bulkhead Order no. PIR 201

Weight: **10,60 Kg**
12 mm wooden phenolic coated bulkhead panel.

5,02 m³
L1 H1 wheelbase 3098 mm



PRIMASTAR Van
Short wheelbase low roof

ROOF RACK only for PRIMASTAR with rear leaf doors



Order no. POT 203

Dimensions: **2750x1700 mm** (WxD)
Weight: **30,42 Kg**

Roof rack complete with:

- 4 aluminium crossmembers with fixing connectors and rubber profile
- 2 2750 mm long aluminium side upstands
- 1 aluminium loading roller

Supplied with **stainless steel** screws for fixing.

Load capacity: 169 Kg (p.u.d.)



LADDER RACK only for PRIMASTAR with rear leaf doors



The ladder rack rail can be mounted on the right or on the left hand side of the vehicle

Order no. POS 203

Dimensions: **2750x1680 mm** (WxD)
Weight: **54,83 Kg**

Ladder rack complete with:

- 4 aluminium crossmembers with fixing connectors and rubber profile
- 1 2750 mm long aluminium side upstand
- 1 aluminium loading roller
- 1 ladder rack rail made from stainless steel and aluminium **TALENTO** series, length 2650 mm
- 1 aluminium connection crossmember

Supplied with **stainless steel** screws for fixing.

Load capacity: 145 Kg (p.u.d.)



Technical
features,
see page 7

READY SOLUTIONS



Order no. MDL S01

Dimensions: **1733x365x1200 mm** (WxDxH). Weight: **43,25 Kg**

Module complete with:

- 3 trays with rubber and 15 adjustable dividers
- 1 fixing bar length 2500 mm

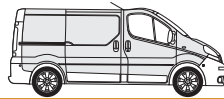


Order no. MDL 008

Dimensions: **1016x365x900 mm** (WxDxH). Weight: **41,7 Kg**

Module complete with:

- 1 tray with rubber and 3 adjustable dividers
- 2 drawers
- 1 shelf with door
- 1 hinged door



MODULES 717 mm



Suitable to be installed in the zone: **5**

Order no. MDL 007

Dimensions: **717x365x900 mm** (WxDxH)

Weight: **42,7 Kg**

Module complete with:

- 3 trays with rubber and 6 adjustable dividers
- 1 retractable vice workbench complete with steel vice with 100 mm jaws and 1/2" to 1 1/2" pipe clamp

MODULES 1016 mm



Suitable to be installed in the zone: **3 5**

Order no. MDL 008

Dimensions: **1016x365x900 mm** (WxDxH)

Weight: **41,7 Kg**

Module complete with:

- 1 tray with rubber and 3 adjustable dividers
- 2 drawers
- 1 shelf with door
- 1 hinged door



Suitable to be installed in the zone: **3 5**

Order no. MDL 009

Dimensions: **1016x365x900 mm** (WxDxH)

Weight: **25,4 Kg**

Module complete with:

- 3 trays with rubber and 9 adjustable dividers



Suitable to be installed in the zone: **2**

Order no. MDL 011

Dimensions: **717x365x900 mm** (WxDxH)

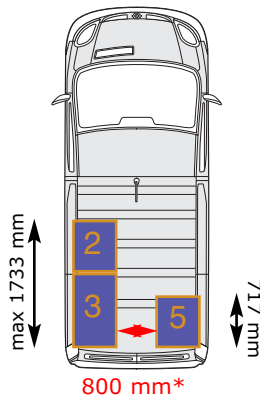
Weight: **20 Kg**

Module complete with:

- 1 tray with rubber and 2 adjustable dividers
- 1 shelf with door
- 1 connection bar with fixing belts for tool cases

Technical features, see page 5
Accessories see page 9

*approximate measurement



Suitable to be installed in the zone: **3 5**

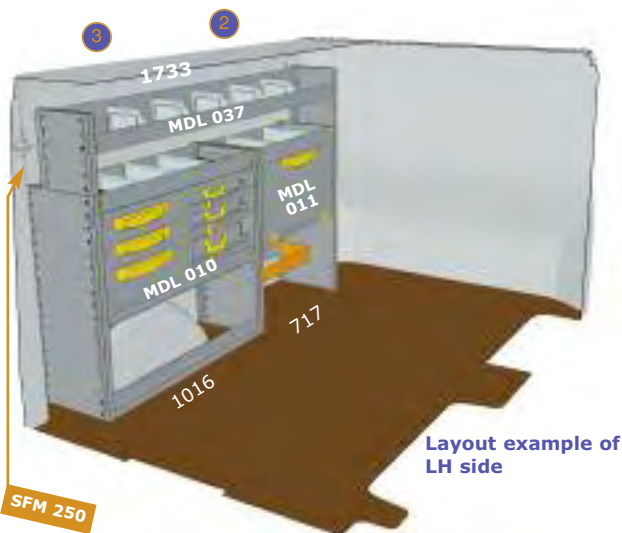
Order no. MDL 010

Dimensions: **1016x365x900 mm** (WxDxH)


Weight: **60,1 Kg**

Module complete with:

- 1 tray with rubber and 3 adjustable dividers
- 3 drawers
- 3 retractable shelves for tool cases complete with tool cases and boxes

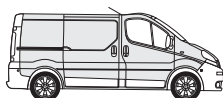


Layout example of LH side



Layout example of RH side

5,02 m³
L1 H1 wheelbase 3098 mm



PRIMASTAR Van
Short wheelbase low roof

ADD-ON MODULE 1733 MM



Suitable to be installed in the zone: **2** + **3**

Order no. MDL 037

Dimensions: **1733x265x300 mm** (WxDxH)

Weight: **10,80 Kg**

Module complete with:

- 1 tray with rubber and 5 adjustable dividers

Order no. SFM 250

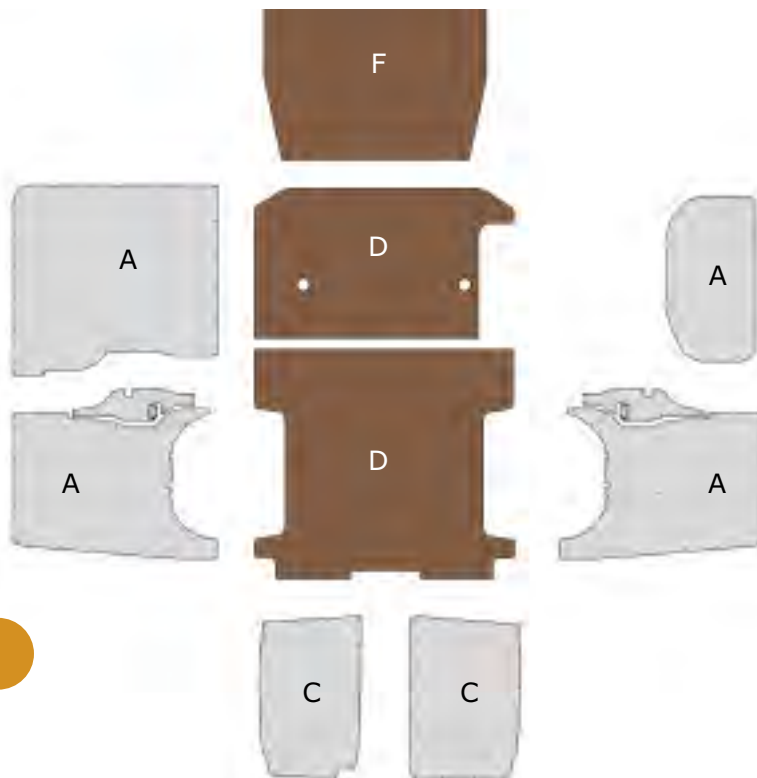
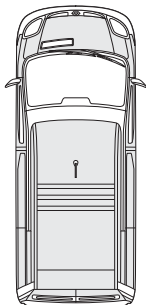
Fixing bar: **2500x30x35 mm** (WxDxH)

Weight: **2,2 Kg**

Fixing bar for upper modules, complete with brackets, bolts and screws.

The bar is necessary to fix the additional MDL 037 module to the vehicle.




FLOORINGS AND LININGS
 for PRIMASTAR with RH side
 sliding door and rear leaf doors,
 sheet metal side walls

A Polypropylene linings
Order no. PAN 203

 Weight: **7,67 Kg**
Polypropylene linings for:

- LH side wall
- RH side wall and sliding door

 Technical
 features,
 see page 5

C Polypropylene linings
Order no. PAR 204

 Weight: **2,45 Kg**
Polypropylene linings for:

- upper section of rear leaf doors

D Flooring
Order no. PIL 205

 Weight: **29,35 Kg**
12 mm thick wooden flooring phenolic coated and predrilling for lashing hook supports.
F Bulkhead
Order no. PIR 201

 Weight: **10,60 Kg**
12 mm wooden phenolic coated bulkhead panel.
ROOF RACK

Order no. POT 204

 Dimensions: **2500x1600 mm (WxD)**

 Weight: **28,74 Kg**
Roof rack complete with:

- 4 aluminium crossmembers with fixing connectors and rubber profile
- 2 2500 mm long aluminium side upstands
- 1 aluminium loading roller

 Supplied with **stainless steel** screws for fixing.

Load capacity: 171 Kg (p.u.d.)

 Technical
 features,
 see page 7

LADDER RACK

The ladder rack rail can be mounted on the right or on the left hand side of the vehicle


Order no. POS 204

 Dimensions: **2650x1580 mm (WxD)**

 Weight: **57,94 Kg**
Ladder rack complete with:

- 4 aluminium crossmembers with fixing connectors and rubber profile
- 1 2500 mm long aluminium side upstand
- 1 aluminium loading roller
- 1 ladder rack rail made from stainless steel and aluminium **ALADIN** series, length 2650 mm

 Supplied with **stainless steel** screws for fixing.

Load capacity: 142 Kg (p.u.d.)

7,09 m³
L1 H2 wheelbase 3098 mm



PRIMASTAR Van
Short wheelbase high roof

READY SOLUTIONS



Order no. MDL 029

Dimensions: **1733x365x1200 mm** (WxDxH). Weight: **42,05 Kg**
Module complete with:
3 trays with rubber and 15 adjustable dividers



Order no. MDL 014

Dimensions: **1016x365x1200 mm** (WxDxH). Weight: **49,4 Kg**
Module complete with:
2 trays with rubber and 6 adjustable dividers
2 drawers
1 shelf with door
1 hinged door





MODULES 717 mm



Suitable to be installed in the zone: **5**

Order no. MDL 007

Dimensions: **717x365x900 mm** (WxDxH)
Weight: **42,7 Kg**

Module complete with:

- 3 trays with rubber and 6 adjustable dividers
- 1 retractable vice workbench complete with steel vice with 100 mm jaws and 1/2" to 1 1/2" pipe clamp



Suitable to be installed in the zone: **2**

Order no. MDL 119

Dimensions: **717x365x1700 mm** (WxDxH)
Weight: **38,10 Kg**

Module complete with:

- 4 trays with rubber and 8 adjustable dividers
- 1 shelf with door
- 1 connection bar with fixing belts for tool cases

MODULES 1016 mm



Suitable to be installed in the zone: **3 5**

Order no. MDL 014

Dimensions: **1016x365x1200 mm** (WxDxH)
Weight: **49,4 Kg**

Module complete with:

- 2 trays with rubber and 6 adjustable dividers
- 2 drawers
- 1 shelf with door
- 1 hinged door



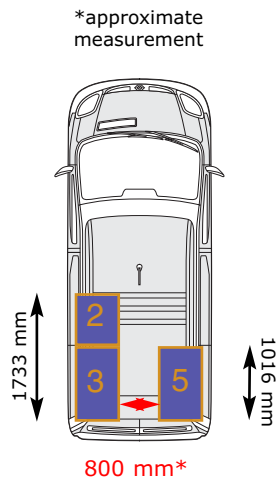
Suitable to be installed in the zone: **3 5**

Order no. MDL 015

Dimensions: **1016x365x1200 mm** (WxDxH)
Weight: **48,3 Kg**

Module complete with:

- 3 trays with rubber and 9 adjustable dividers
- 1 drawer
- 1 retractable shelf for tool cases complete with tool cases and boxes



Suitable to be installed in the zone: **3 5**

Order no. MDL 016

Dimensions: **1016x365x1200 mm** (WxDxH)
Weight: **33,2 Kg**

Module complete with:

- 4 trays with rubber and 12 adjustable dividers

Technical features, see page 5
Accessories see page 9



Layout example of LH side



Layout example of RH side

SFM 250

7,09 m³
L1 H2 wheelbase 3098 mm



PRIMASTAR Van
Short wheelbase high roof

MODULES 1016 mm



Suitable to be installed in the zone: **3 5**

Order no. MDL 161

Dimensions: **1016x365x1700 mm** (WxDxH)

Weight: **61,38 Kg**

Module complete with:

- 4 trays with rubber and 12 adjustable dividers
- 2 drawers
- 1 shelf with door
- 1 hinged door



Suitable to be installed in the zone: **3 5**

Order no. MDL 162

Dimensions: **1016x365x1700 mm** (WxDxH)

Weight: **58,07 Kg**

Module complete with:

- 5 trays with rubber and 15 adjustable dividers
- 1 drawer
- 1 retractable shelf for tool cases complete with tool cases and boxes



Suitable to be installed in the zone: **3 5**

Order no. MDL 163

Dimensions: **1016x365x1700 mm** (WxDxH)

Weight: **40,20 Kg**

Module complete with:

- 6 trays with rubber and 18 adjustable dividers



x1



x2

x1


Order no. SFM 250

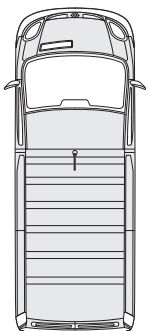
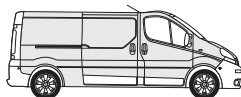
Fixing bar: **2500x30x35 mm** (WxDxH)

Weight: **2,2 Kg**

Fixing bar for modules, complete with brackets, bolts and screws.

The bar is necessary to fix the modules to the vehicle.





FLOORINGS AND LININGS
for PRIMASTAR with RH side
sliding door and rear leaf doors,
sheet metal side walls

Technical
features,
see page 5

A Polypropylene linings
Order no. PAN 204

Weight: **9,61 Kg**

Polypropylene linings for:

- LH side wall
- RH side wall and sliding door

C Polypropylene linings
Order no. PAR 202

Weight: **1,33 Kg**

Polypropylene linings for:

- upper section of rear leaf doors

D Flooring
Order no. PIL 207

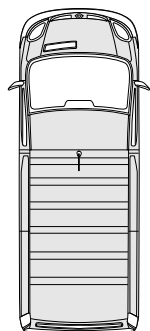
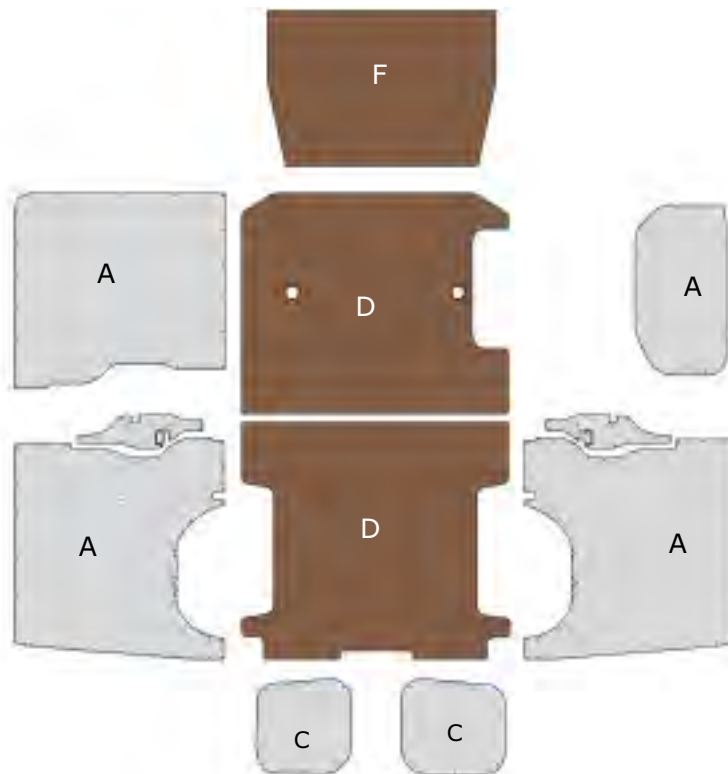
Weight: **34,85 Kg**

12 mm thick wooden flooring phenolic coated and predrilling for lashing hook supports.

F Bulkhead
Order no. PIR 201

Weight: **10,60 Kg**

12 mm wooden phenolic coated bulkhead panel.



FLOORINGS AND LININGS
for PRIMASTAR with RH side sliding
door and lower lift door, sheet metal
side walls

Technical
features,
see page 5

A Polypropylene linings
Order no. PAN 204

Weight: **9,61 Kg**

Polypropylene linings for:

- LH side wall
- RH side wall and sliding door

C Polypropylene linings
Order no. PAR 203

Weight: **1,42 Kg**

Polypropylene linings for:

- upper part of sheet metal lift door

D Flooring
Order no. PIL 208

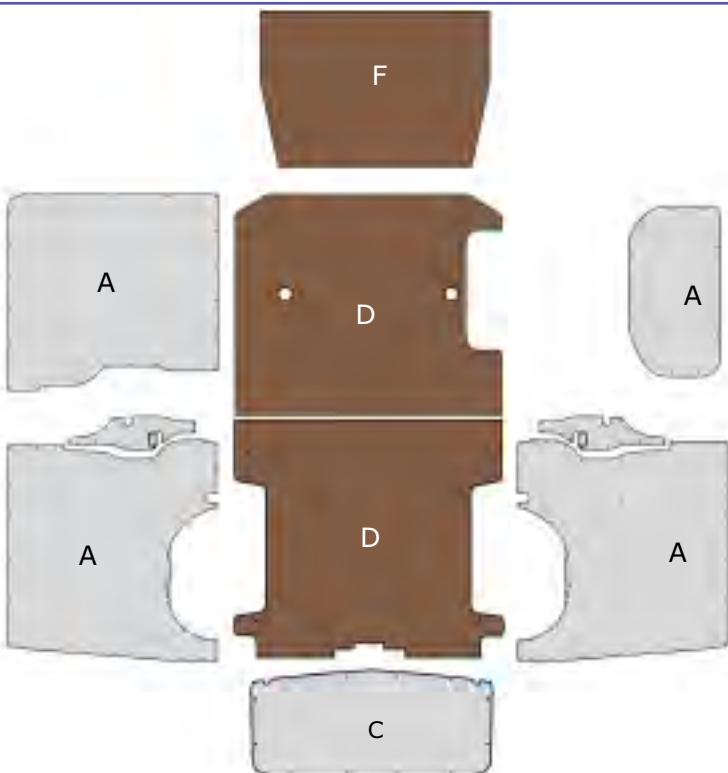
Weight: **34,85 Kg**

12 mm thick wooden flooring phenolic coated and predrilling for lashing hook supports.

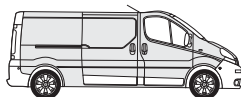
F Bulkhead
Order no. PIR 201

Weight: **10,60 Kg**

12 mm wooden phenolic coated bulkhead panel.

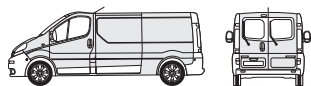


5,94 m³
L2 H1 wheelbase 3498 mm



PRIMASTAR Van
Long wheelbase low roof

ROOF RACK only for PRIMASTAR with rear leaf doors



Order no. POT 205

Dimensions: **3000x1700 mm** (WxD)
Weight: **32,26 Kg**

Roof rack complete with:
4 aluminium crossmembers with fixing connectors and rubber profile
2 3000 mm long aluminium side upstands
1 aluminium loading roller

Supplied with **stainless steel** screws for fixing.

Load capacity: 168 Kg (p.u.d.)

Technical
features,
see page 7

LADDER RACK only for PRIMASTAR with rear leaf doors



The ladder rack rail can be mounted on the right or on the left hand side of the vehicle



Order no. POS 205

Dimensions: **3240x1680 mm** (WxD)
Weight: **58,35 Kg**

Ladder rack complete with:
4 aluminium crossmembers with fixing connectors and rubber profile
2 3000 mm long aluminium side upstand
1 aluminium loading roller
1 ladder rack rail made from stainless steel and aluminium **TALENTO** series, length 3240 mm

Supplied with **stainless steel** screws for fixing.

Load capacity: 141 Kg (p.u.d.)

READY SOLUTIONS



Order no. MDL S02

Dimensions: **2032x365x1200 mm** (WxDxH). Weight: **46,35 Kg**

Module complete with:

- 3 trays with rubber and 15 adjustable dividers
- 1 fixing bar length 3000 mm

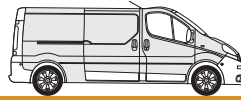


Order no. MDL 008

Dimensions: **1016x365x900 mm** (WxDxH). Weight: **41,7 Kg**

Module complete with:

- 1 tray with rubber and 3 adjustable dividers
- 3 drawers
- 1 shelf with door
- 1 hinged door



MODULES 717 MM



Suitable to be installed in the zone: **5**

Order no. MDL 007

Dimensions: **717x365x900 mm** (WxDxH)

Weight: **42,7 Kg**

Module complete with:

- 3 trays with rubber and 6 adjustable dividers
- 1 retractable vice workbench complete with steel vice with 100 mm jaws and 1/2" to 1 1/2" pipe clamp

MODULES 1016 MM



Suitable to be installed in the zone: **2 3 5**

Order no. MDL 008

Dimensions: **1016x365x900 mm** (WxDxH)

Weight: **41,7 Kg**

Module complete with:

- 1 tray with rubber and 3 adjustable dividers
- 2 drawers
- 1 shelf with door
- 1 hinged door



Suitable to be installed in the zone: **2 3 5**

Order no. MDL 009

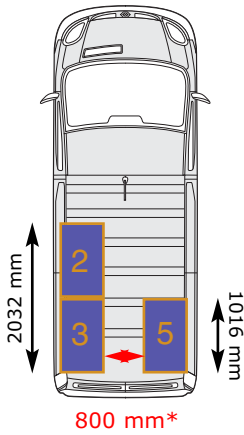
Dimensions: **1016x365x900 mm** (WxDxH)

Weight: **25,4 Kg**

Module complete with:

- 3 trays with rubber and 9 adjustable dividers

*approximate measurement



Suitable to be installed in the zone: **2 3 5**

Order no. MDL 010

Dimensions: **1016x365x900 mm** (WxDxH)

Weight: **60,1 Kg**

Module complete with:

- 1 tray with rubber and 3 adjustable dividers
- 3 drawers
- 3 retractable shelves for tool cases complete with tool cases and boxes



Suitable to be installed in the zone: **2**

Order no. MDL 012

Dimensions: **1016x365x900 mm** (WxDxH)

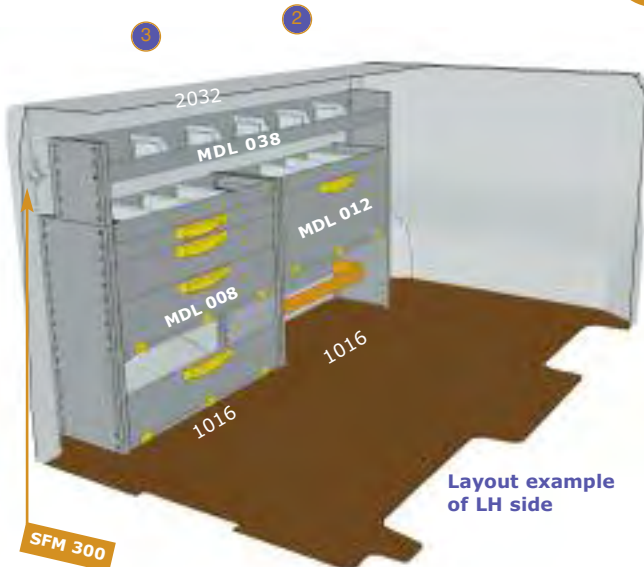
Weight: **25,2 Kg**

Module complete with:

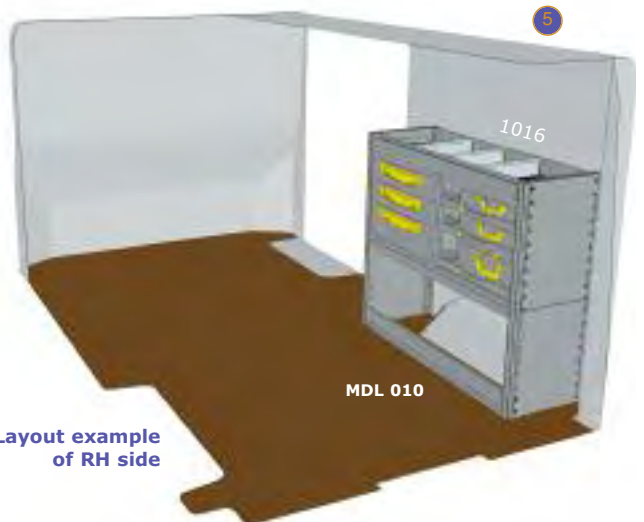
- 1 tray with rubber and 3 adjustable dividers
- 1 shelf with door
- 1 connection bar with fixing belts for tool cases

Technical features, see page 5

Accessories see page 9

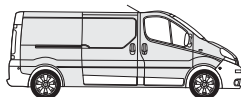


Layout example of LH side



Layout example of RH side

5,94 m³
L2 H1 wheelbase 3498 mm



PRIMASTAR Van
Long wheelbase low roof

ADD-ON MODULE 2032 MM



Suitable to be installed in the zone: **2** + **3**

Order no. MDL 038

Dimensions: **2032x265x300 mm** (WxDxH)

Weight: **11,20 Kg**

Module complete with:

1 tray with rubber and 5 adjustable dividers



x1



x2

x1

Order no. SFM 300

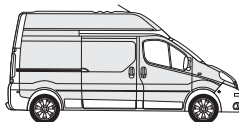
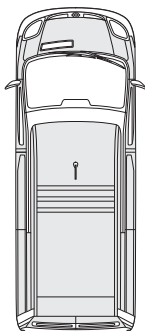
Fixing bar: **3000x30x35 mm** (WxDxH)

Weight: **2,60 Kg**

Fixing bar for upper modules, complete with brackets, bolts and screws.

The bar is necessary to fix the additional MDL 038 module to the vehicle.




FLOORINGS AND LININGS
 for PRIMASTAR with RH side
 sliding door and rear leaf doors,
 sheet metal side walls

A Polypropylene linings
Order no. PAN 204

 Weight: **9,61 Kg**
Polypropylene linings for:

- LH side wall
- RH side wall and sliding door

 Technical
 features,
 see page 5

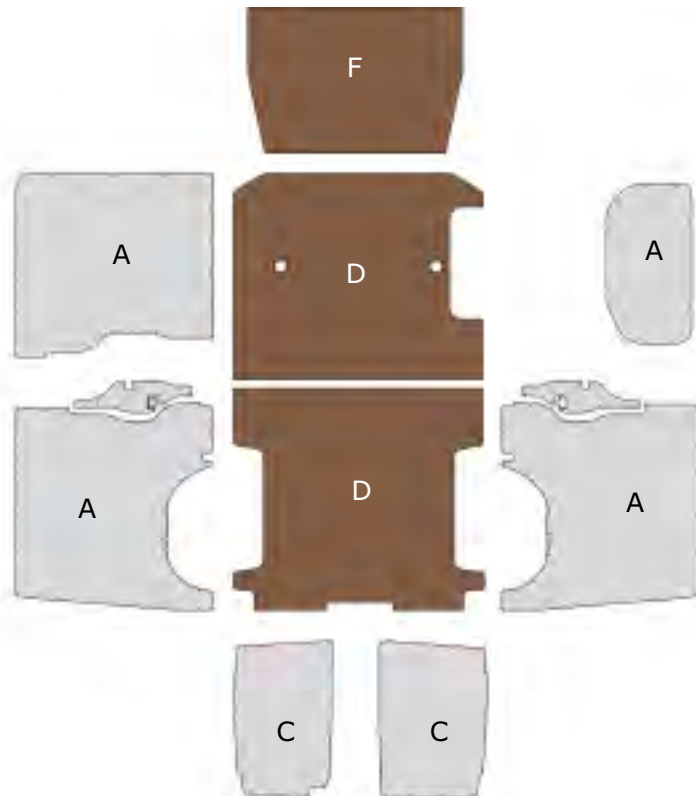
C Polypropylene linings
Order no. PAR 204

 Weight: **2,45 Kg**
Polypropylene linings for:

- upper section of rear leaf doors

D Flooring
Order no. PIL 207

 Weight: **34,85 Kg**
12 mm thick wooden flooring phenolic coated and predrilling for lashing hook supports.
F Bulkhead
Order no. PIR 201

 Weight: **10,60 Kg**
12 mm wooden phenolic coated bulkhead panel.

ROOF RACK

Order no. POT 206

 Dimensions: **2750x1600 mm (WxD)**

 Weight: **29,58 Kg**
Roof rack complete with:

- 4 aluminium crossmembers with fixing connectors and rubber profile
- 2 2750 mm long aluminium side upstands
- 1 aluminium loading roller

 Supplied with **stainless steel** screws for fixing.

Load capacity: 170 Kg (p.u.d.)

 Technical
 features,
 see page 7

LADDER RACK

The ladder rack rail can be mounted on the right or on the left hand side of the vehicle


Order no. POS 206

 Dimensions: **2750x1580 mm (WxD)**

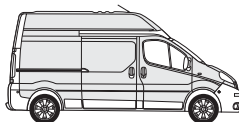
 Weight: **58,36 Kg**
Ladder rack complete with:

- 4 aluminium crossmembers with fixing connectors and rubber profile
- 1 2750 mm long aluminium side upstand
- 1 aluminium loading roller
- 1 ladder rack rail made from stainless steel and aluminium **ALADIN** series, length 2650 mm
- 1 aluminium connection crossmember

 Supplied with **stainless steel** screws for fixing.

Load capacity: 141 Kg (p.u.d.)

8,36 m³
L2 H2 wheelbase 3498 mm



30
PRIMASTAR Van
Long wheelbase high roof

READY SOLUTIONS



Order no. MDL 030

Dimensions: **2032x365x1200 mm** (WxDxH). Weight: **45,15 Kg**

Module complete with:

- 3 trays with rubber and 15 adjustable dividers



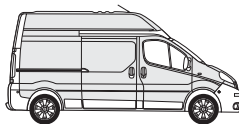
Order no. MDL 014

Dimensions: **1016x365x1200 mm** (WxDxH). Weight: **49,4 Kg**

Module complete with:

- 2 trays with rubber and 6 adjustable dividers
- 2 drawers
- 1 shelf with door
- 1 hinged door





MODULES 1016 MM



Suitable to be installed in the zone: **3 5**

Order no. MDL 161

Dimensions: **1016x365x1700 mm** (WxDxH)

Weight: **61,38 Kg**

Module complete with:

- 4 trays with rubber and 12 adjustable dividers
- 2 drawers
- 1 shelf with door
- 1 hinged door

Suitable to be installed in the zone: **3 5**

Order no. MDL 162

Dimensions: **1016x365x1700 mm** (WxDxH)

Weight: **58,07 Kg**

Module complete with:

- 5 trays with rubber and 15 adjustable dividers
- 1 drawer
- 1 retractable shelf for tool cases complete with tool cases and boxes

Suitable to be installed in the zone: **3 5**

Order no. MDL 163

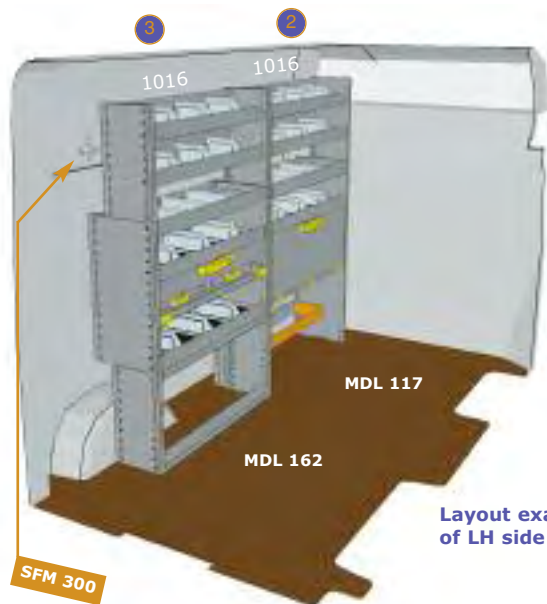
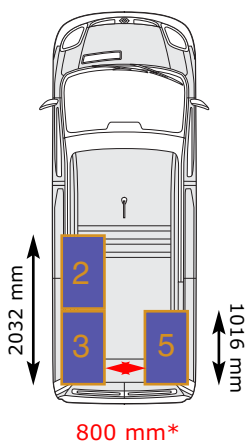
Dimensions: **1016x365x1700 mm** (WxDxH)

Weight: **40,20 Kg**

Module complete with:

- 6 trays with rubber and 18 adjustable dividers

*approximate measurement



Layout example of LH side



Layout example of RH side



MODULES 1016 MM



Suitable to be installed in the zone: **5**

Order no. MDL 164

Dimensions: **1016x365x1700 mm** (WxDxH)

Weight: **64,40 Kg**

Module complete with:

- 6 trays with rubber and 18 adjustable dividers
- 1 retractable vice workbench complete with steel vice with 100 mm jaws and 1/2" to 1 1/2" pipe clamp



Suitable to be installed in the zone: **2**

Order no. MDL 114

Dimensions: **1016x365x1700 mm** (WxDxH)

Weight: **62,90 Kg**

Module complete with:

- 4 trays with rubber and 12 adjustable dividers
- 2 drawers
- 1 shelf with door
- 1 hinged door



Suitable to be installed in the zone: **2**

Order no. MDL 115

Dimensions: **1016x365x1700 mm** (WxDxH)

Weight: **61,80 Kg**

Module complete with:

- 5 trays with rubber and 15 adjustable dividers
- 1 drawer
- 1 retractable shelf for tool cases complete with tool cases and boxes



Suitable to be installed in the zone: **2**

Order no. MDL 116

Dimensions: **1016x365x1700 mm** (WxDxH)

Weight: **46,70 Kg**

Module complete with:

- 6 trays with rubber and 18 adjustable dividers



Suitable to be installed in the zone: **2**


Order no. MDL 117

Dimensions: **1016x365x1700 mm** (WxDxH)

Weight: **46,50 Kg**

Module complete with:

- 4 trays with rubber and 12 adjustable dividers
- 1 shelf with door
- 1 connection bar with fixing belts for tool cases




Order no. SFM 300

Fixing bar: **3000x30x35 mm** (WxDxH)

Weight: **2,60 Kg**

Fixing bar for modules, complete with brackets, bolts and screws.

The bar is necessary to fix the modules to the vehicle.



Order no. SFM 150

Fixing bar: **1500x30x35 mm** (WxDxH)

Weight: **1,55 Kg**

Fixing bar for modules, complete with brackets, bolts and screws.

The bar is necessary to fix the modules to the vehicle.

Strategically strong



Interstar L2 H2 - 10,8 m³

Vehicle equipped with:

1	ord. no. POS 209	ladder rack (ladder not supplied)
1	ord. no. PIL 210	wooden flooring
1	ord. no. PAN 207	polypropylene linings
1	ord. no. MDL 161	module
1	ord. no. MDL 121	module
2	ord. no. MDL 147	module
1	ord. no. MDL 164	module
1	ord. no. SFM 300	fixing bar
1	ord. no. SFM 200	fixing bar
1	ord. no. ACS 004	first aid kit
2	ord. no. ACS 007	spray cans holder
1	ord. no. ACS 005	paper roll holder with paper roll
1	ord. no. ACS 003	support with belt for gas cylinders and extinguishers (extinguisher not supplied)


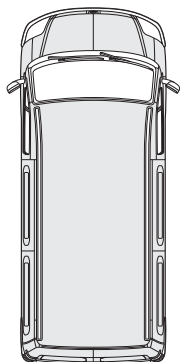
- › **FAST ASSEMBLY**
- › **TOTAL MODULARITY**
- › **SAFETY SOUND ABSORBING ELEMENTS BETWEEN THE VARIOUS METAL COMPONENTS**
- › **ERGONOMETRIC SHAPES**
- › **HEIGHT ADJUSTMENT IN PITCH OF 25 mm OF THE VARIOUS ELEMENTS**



INTERSSTAR






FLOORINGS AND LININGS
for MASTER with RH side sliding door and rear leaf doors, sheet metal side walls

A + B Polypropylene linings
Order no. PAN 205

 Weight: **13,55 Kg**
Polypropylene linings for:

- LH side wall
- RH side wall and sliding door
- lower section of rear leaf doors

 Technical
 features,
 see page 5

C Polypropylene linings
Order no. PAR 205

 Weight: **2,40 Kg**
Polypropylene linings for:

- upper section of rear leaf doors

D Flooring
Order no. PIL 209

 Weight: **36,45 Kg**
12 mm thick wooden flooring phenolic coated and predrilling for lashing hook supports.

F Bulkhead
Art. PIR 202
 Weight: **12,55 Kg**
12 mm wooden phenolic coated bulkhead panel.
ROOF RACK

Order no. POT 207

 Dimensions: **2500x1700 mm (WxD)**

 Weight: **29,60 Kg**
Roof rack complete with:

- 3 aluminium crossmembers with fixing connectors and rubber profile
- 1 additional crossmember with supports
- 2 2500 mm long aluminium side upstands
- 1 aluminium loading roller

 Supplied with **stainless steel** screws for fixing.

Load capacity: 120 Kg (p.u.d.)

 Technical
 features,
 see page 7

LADDER RACK

The ladder rack rail can be mounted on the right or on the left hand side of the vehicle


Order no. POS 207

 Dimensions: **2650x1680 mm (WxD)**

 Weight: **54,90 Kg**
Ladder rack complete with:

- 3 aluminium crossmembers with fixing connectors and rubber profile
- 1 2500 mm long aluminium side upstand
- 1 aluminium loading roller
- 1 ladder rack rail made from stainless steel and aluminium **TALENTO** series, length 2650 mm

 Supplied with **stainless steel** screws for fixing.

Load capacity: 95 Kg (p.u.d.)

8 m³
L1 H1 wheelbase 3078 mm



INTERSTAR Van
Short wheelbase low roof

LOADING RAMP

Order no. RAM 201

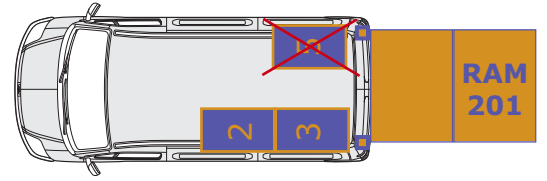
Dimensions: **1250x2500 mm** (WxD)
Weight: **118,85 Kg**

Swivel loading ramp.

Load capacity: 1000 Kg (p.u.d.)



Technical
features,
see page 8



The swivel loading ramp can be installed also when the modules are fitted.
If the loading ramp is fitted, the MDL modules for the areas **2** and **3** must not be longer than 1016 mm. MDL series modules for the area **5** cannot be installed.
It is advisable to ask your nearest STORE VAN distributor for a project feasibility study.





MODULES 1016 MM



Suitable to be installed in the zone: **3 5**

Art. MDL 061

Dimensions: **1016x365x1200 mm** (WxDxH)

Weight: **47,88 Kg**

Module complete with:

- 2 trays with rubber and 6 adjustable dividers
- 2 drawers
- 1 shelf with door
- 1 hinged door

Suitable to be installed in the zone: **3 5**

Art. MDL 062

Dimensions: **1016x365x1200 mm** (WxDxH)

Weight: **44,57 Kg**

Module complete with:

- 3 trays with rubber and 9 adjustable dividers
- 1 drawer
- 1 retractable shelf for tool cases complete with tool cases and boxes

Suitable to be installed in the zone: **3 5**

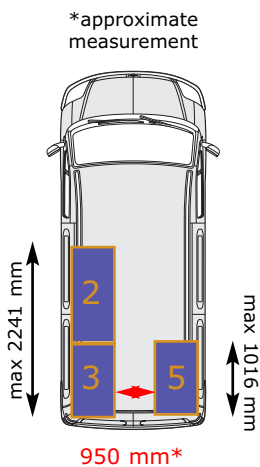
Art. MDL 063

Dimensions: **1016x365x1200 mm** (WxDxH)

Weight: **26,7 Kg**

Module complete with:

- 4 trays with rubber and 12 adjustable dividers



Suitable to be installed in the zone: **5**

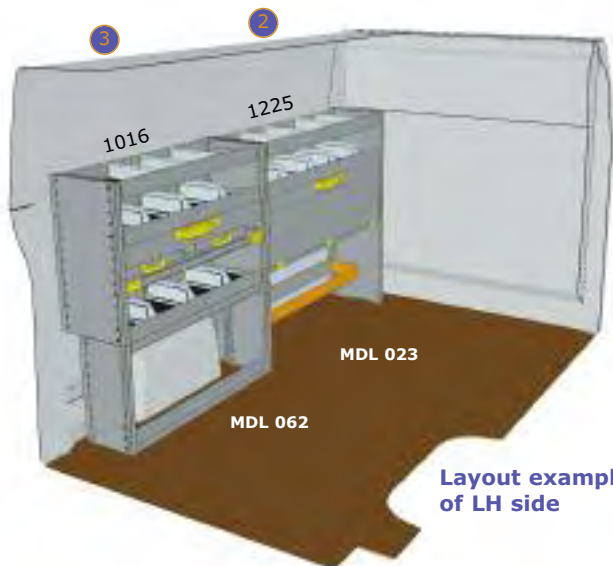
Art. MDL 064

Dimensions: **1016x365x1200 mm** (WxDxH)

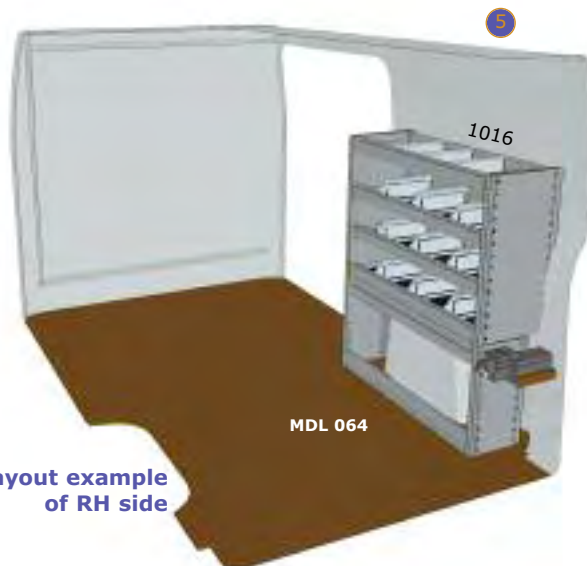
Weight: **50,90 Kg**

Module complete with:

- 4 trays with rubber and 12 adjustable dividers
- 1 retractable vice workbench complete with steel vice with 100 mm jaws and 1/2" to 1 1/2" pipe clamp



Layout example of LH side



Layout example of RH side

8 m³
L1 H1 wheelbase 3078 mm



INTERSTAR Van
Short wheelbase low roof

MODULES 1225 MM



Suitable to be installed in the zone: **2**

Order no. MDL 020

Dimensions: **1225x365x1200 mm** (WxDxH)

Weight: **57,35 Kg**

Module complete with:

- 2 trays with rubber and 8 adjustable dividers
- 2 drawers
- 1 shelf with door
- 1 hinged door



Suitable to be installed in the zone: **2**

Order no. MDL 021

Dimensions: **1225x365x1200 mm** (WxDxH)

Weight: **55,35 Kg**

Module complete with:

- 3 trays with rubber and 12 adjustable dividers
- 1 drawer
- 1 retractable shelf for tool cases complete with tool cases and boxes



Suitable to be installed in the zone: **2**

Order no. MDL 022

Dimensions: **1225x365x1200 mm** (WxDxH)

Weight: **39,40 Kg**

Module complete with:

- 4 trays with rubber and 16 adjustable dividers



Suitable to be installed in the zone: **2**

Order no. MDL 023

Dimensions: **1225x365x1200 mm** (WxDxH)

Weight: **39,05 Kg**


Module complete with:

- 2 trays with rubber and 8 adjustable dividers
- 1 shelf with door
- 1 connection bar with fixing belts for tool cases

Technical
features,
see page 5

Accessories
see page 9




FLOORINGS AND LININGS
for MASTER with RH side sliding door and rear leaf doors, sheet metal side walls

A + B Polypropylene linings
Art. PAN 206

 Weight : **15,57 Kg**
Polypropylene linings for:

- LH side wall
- RH side wall and sliding door
- lower section of rear leaf doors

 Technical
 features,
 see page 5

C Polypropylene linings
Art. PAR 206

 Weight : **2,85 Kg**
Polypropylene linings for:

- upper section of rear leaf doors

D Flooring
Art. PIL 209

 Weight : **36,45 Kg**
12 mm thick wooden flooring phenolic coated and predrilling for lashing hook supports.

E Bulkhead
Art. PIR 202

 Weight : **12,55 Kg**
12 mm wooden phenolic coated bulkhead panel.
ROOF RACK

Art. POT 208

 Dimensions: **2500x1600 mm (WxD)**

 Weight: **28,70 Kg**
Roof rack complete with:

- 3 aluminium crossmembers with fixing connectors and rubber profile
- 1 additional crossmember with supports
- 2 2500 mm long aluminium side upstands
- 1 aluminium loading roller

 Supplied with **stainless steel** screws for fixing.

Load capacity: 121 Kg (p.u.d.)

 Technical
 features,
 see page 7

LADDER RACK

The ladder rack rail can be mounted on the right or on the left hand side of the vehicle


Art. POS 208

 Dimensions: **2650x1580 mm (WxD)**

 Weight: **54,35 Kg**
Ladder rack complete with:

- 3 aluminium crossmembers with fixing connectors and rubber profile
- 1 2500 mm long aluminium side upstand
- 1 aluminium loading roller
- 1 ladder rack rail made from stainless steel and aluminium **ALADIN** series, length 2650 mm

 Supplied with **stainless steel** screws for fixing.

Load capacity: 95 Kg (p.u.d.)

9,1 m³
L1 H2 wheelbase 3078 mm



LOADING RAMP

Order no. RAM 202

Dimensions: **1250x2500 mm** (WxD)

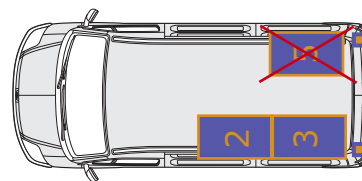
Weight: **118,85 Kg**

Swivel loading ramp.

Load capacity: 1000 Kg (p.u.d.)



Technical
features,
see page 8

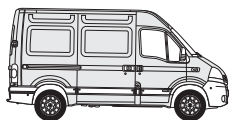


The swivel loading ramp can be installed also when the modules are fitted.

If the loading ramp is fitted, the MDL modules for the areas **2** and **3** must not be longer than 1016 mm. MDL series modules for the area **5** cannot be installed.

It is advisable to ask your nearest STORE VAN distributor for a project feasibility study.





MODULES 1016 MM



Suitable to be installed in the zone: **3 5**

Order no. MDL 161

Dimensions: **1016x365x1700 mm** (WxDxH)
Weight: **61,38 Kg**

Module complete with:

- 4 trays with rubber and 12 adjustable dividers
- 2 drawers
- 1 shelf with door
- 1 hinged door

Suitable to be installed in the zone: **3 5**

Order no. MDL 162

Dimensions: **1016x365x1700 mm** (WxDxH)
Weight: **58,07 Kg**

Module complete with:

- 5 trays with rubber and 15 adjustable dividers
- 1 drawer
- 1 retractable shelf for tool cases complete with tool cases and boxes

Suitable to be installed in the zone: **3 5**

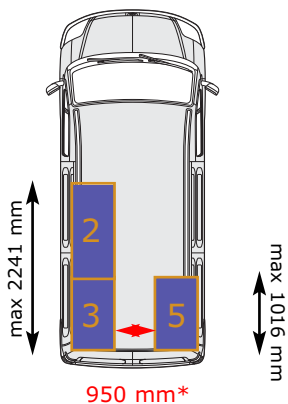
Order no. MDL 163

Dimensions: **1016x365x1700 mm** (WxDxH)
Weight: **40,20 Kg**

Module complete with:

- 6 trays with rubber and 18 adjustable dividers

*approximate measurement



Technical features, see page 5

Accessories see page 9



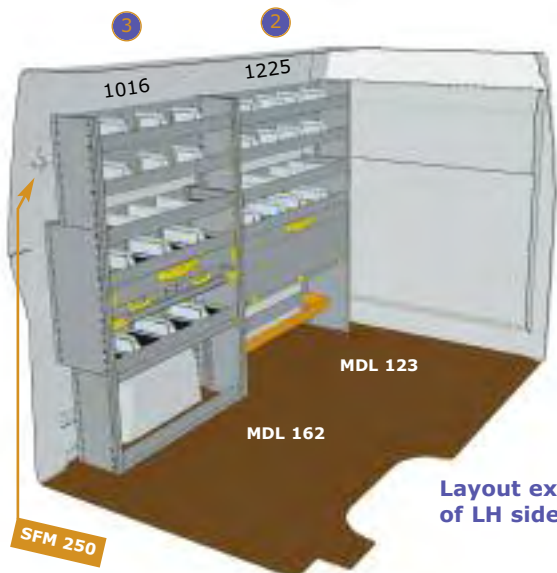
Suitable to be installed in the zone: **5**

Order no. MDL 164

Dimensions: **1016x365x1700 mm** (WxDxH)
Weight: **64,40 Kg**

Module complete with:

- 6 trays with rubber and 18 adjustable dividers
- 1 retractable vice workbench complete with steel vice with 100 mm jaws and 1/2" to 1 1/2" pipe clamp



Layout example of LH side



Layout example of RH side

9,1 m³
L1 H2 wheelbase 3078 mm



INTERSTAR Van
Short wheelbase mid roof

MODULES 1225 MM



Suitable to be installed in the zone: **2**

Order no. MDL 120

Dimensions: **1225x365x1700 mm** (WxDxH)

Weight: **72,95 Kg**

Module complete with:

- 4 trays with rubber and 16 adjustable dividers
- 2 drawers
- 1 shelf with door
- 1 hinged door



Suitable to be installed in the zone: **2**

Order no. MDL 121

Dimensions: **1225x365x1700 mm** (WxDxH)

Weight: **70,95 Kg**

Module complete with:

- 5 trays with rubber and 20 adjustable dividers
- 1 drawer
- 1 retractable shelf for tool cases complete with tool cases and boxes



Suitable to be installed in the zone: **2**

Order no. MDL 122

Dimensions: **1225x365x1700 mm** (WxDxH)

Weight: **55,00 Kg**

Module complete with:

- 6 trays with rubber and 24 adjustable dividers



Suitable to be installed in the zone: **2**


Order no. MDL 123

Dimensions: **1225x365x1700 mm** (WxDxH)

Weight: **54,65 Kg**

Module complete with:

- 4 trays with rubber and 16 adjustable dividers
- 1 shelf with door
- 1 connection bar with fixing belts for tool cases




Order no. SFM 150

Fixing bar: **1500x30x35 mm** (WxDxH)

Weight: **1,55 Kg**

Fixing bar for modules, complete with brackets, bolts and screws.

The bar is necessary to fix the modules to the vehicle.



Order no. SFM 250

Fixing bar: **2500x30x35 mm** (WxDxH)

Weight: **2,2 Kg**

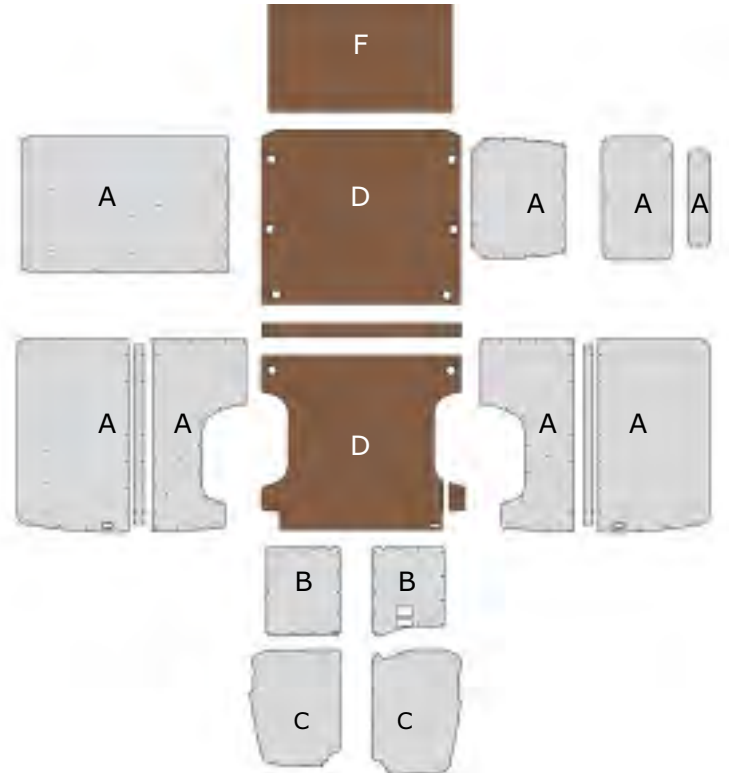

Fixing bar for modules, complete with brackets, bolts and screws.

The bar is necessary to fix the modules to the vehicle.




FLOORINGS AND LININGS

for MASTER with RH side sliding door and rear leaf doors, sheet metal side walls


A + B Polypropylene linings
Art. PAN 207

 Weight : **21,05 Kg**
Polypropylene linings for:

- LH side wall
- RH side wall and sliding door
- lower section of rear leaf doors

 Technical
 features,
 see page 5

C Polypropylene linings
Art. PAR 206

 Weight : **2,85 Kg**
Polypropylene linings for:

- upper section of rear leaf doors

D Flooring
Art. PIL 210

 Weight : **44,25 Kg**
12 mm thick wooden flooring phenolic coated and predrilling for lashing hook supports.

F Bulkhead
Art. PIR 202

 Weight : **12,55 Kg**
12 mm wooden phenolic coated bulkhead panel.
ROOF RACK

Order no. POT 209

 Dimensions: **3000x1600 mm** (WxD)

 Weight: **30,88 Kg**
Roof rack complete with:

- 4 aluminium crossmembers with fixing connectors and rubber profile
- 2 3000 mm long aluminium side upstands
- 1 aluminium loading roller

 Supplied with **stainless steel** screws for fixing.

Load capacity: 169 Kg (p.u.d.)

 Technical
 features,
 see page 7

LADDER RACK

The ladder rack rail can be mounted on the right or on the left hand side of the vehicle


Order no. POS 209

 Dimensions: **3240x1580 mm** (WxD)

 Weight: **62,00 Kg**
Ladder rack complete with:

- 4 aluminium crossmembers with fixing connectors and rubber profile
- 2 3000 mm long aluminium side upstand
- 1 aluminium loading roller
- 1 ladder rack rail made from stainless steel and aluminium **ALADIN** series, length 3240 mm

 Supplied with **stainless steel** screws for fixing.

Load capacity: 138 Kg (p.u.d.)

10,8 m³
L2 H2 wheelbase 3578 mm



INTERSTAR Van
Medium wheelbase mid roof

LOADING RAMP

Order no. RAM 202

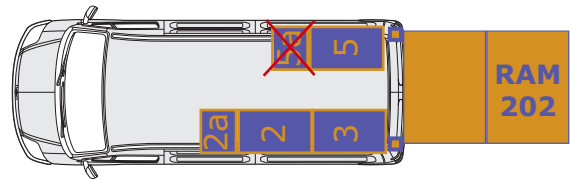
Dimensions: **1250x2500 mm** (WxD)
Weight: **118,85 Kg**

Swivel loading ramp.

Load capacity: **1000 Kg** (p.u.d.)



Technical
features,
see page 8



The swivel loading ramp can be installed also when the modules are fitted.
If the loading ramp is fitted, the MDL modules for the areas **2** and **3** must not be longer than 1016 mm.
If the loading ramp is installed the article **MDL 164 cannot be installed** in area **5**.
MDL series modules for the area **5a** cannot be installed.
It is advisable to ask your nearest STORE VAN distributor for a project feasibility study.

READY SOLUTIONS



Order no. MDL S24

Dimensions: **2749x365x1700 mm** (WxDxH). Weight: **96,85 Kg**

Set of 2 modules complete with:

- 10 trays with rubber and 38 adjustable dividers
- 1 shelf with door
- 1 fixing bar length 3000 mm

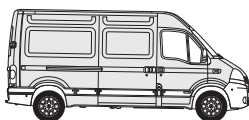


Order no. MDL S25

Dimensions: **1016x365x1700 mm** (WxDxH). Weight: **63,25 Kg**

Module complete with:

- 4 trays with rubber and 12 adjustable dividers
- 2 drawers
- 1 shelf with door
- 1 hinged door
- 1 fixing bar length 2000 mm



MODULES 1016 MM



Suitable to be installed in the zone: **3 5**

Order no. MDL 161

Dimensions: **1016x365x1700 mm** (WxDxH)
Weight: **61,38 Kg**

Module complete with:

- 4 trays with rubber and 12 adjustable dividers
- 2 drawers
- 1 shelf with door
- 1 hinged door

Suitable to be installed in the zone: **3 5**

Order no. MDL 162

Dimensions: **1016x365x1700 mm** (WxDxH)
Weight: **58,07 Kg**

Module complete with:

- 5 trays with rubber and 15 adjustable dividers
- 1 drawer
- 1 retractable shelf for tool cases complete with tool cases and boxes

Suitable to be installed in the zone: **3 5**

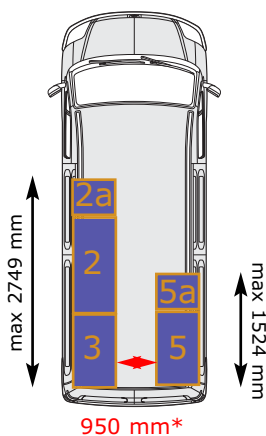
Order no. MDL 163

Dimensions: **1016x365x1700 mm** (WxDxH)
Weight: **40,20 Kg**

Module complete with:

- 6 trays with rubber and 18 adjustable dividers

*approximate measurement



Technical features, see page 5

Accessories see page 9



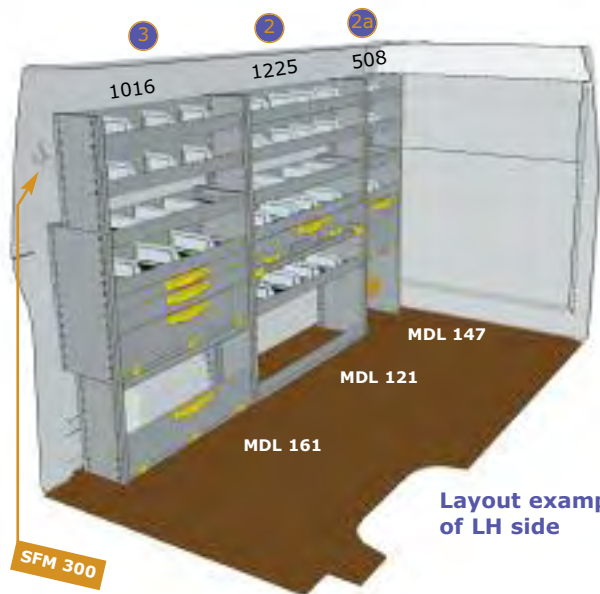
Suitable to be installed in the zone: **5**

Order no. MDL 164

Dimensions: **1016x365x1700 mm** (WxDxH)
Weight: **64,40 Kg**

Module complete with:

- 6 trays with rubber and 18 adjustable dividers
- 1 retractable vice workbench complete with steel vice with 100 mm jaws and 1/2" to 1 1/2" pipe clamp



Layout example of LH side



Layout example of RH side

SFM 300

SFM 200



MODULES 1225 MM

MODULI 508 mm



Suitable to be installed in the zone: **2**

Order no. MDL 120

Dimensions: **1225x365x1700 mm** (WxDxH)

Weight: **72,95 Kg**

Module complete with:

- 4 trays with rubber and 16 adjustable dividers
- 2 drawers
- 1 shelf with door
- 1 hinged door

Suitable to be installed in the zone: **2**

Order no. MDL 121

Dimensions: **1225x365x1700 mm** (WxDxH)

Weight: **70,95 Kg**

Module complete with:

- 5 trays with rubber and 20 adjustable dividers
- 1 drawer
- 1 retractable shelf for tool cases complete with tool cases and boxes

Suitable to be installed in the zone: **2a 5a**

Order no. MDL 146

Dimensions: **508x365x1700 mm** (WxDxH)

Weight: **30,80 Kg**

Module complete with:

- 6 trays with rubber and 6 adjustable dividers



Suitable to be installed in the zone: **2**

Order no. MDL 122

Dimensions: **1225x365x1700 mm** (WxDxH)

Weight: **55,00 Kg**

Module complete with:

- 6 trays with rubber and 24 adjustable dividers

Suitable to be installed in the zone: **2**

Order no. MDL 123

Dimensions: **1225x365x1700 mm** (WxDxH)

Weight: **54,65 Kg**

Module complete with:

- 4 trays with rubber and 16 adjustable dividers
- 1 shelf with door
- 1 connection bar with fixing belts for tool cases

Suitable to be installed in the zone: **2a 5a**



Order no. MDL 147

Dimensions: **508x365x1700 mm** (WxDxH)

Weight: **32,70 Kg**

Module complete with:

- 4 trays with rubber and 4 adjustable dividers
- 1 shelf with door
- 1 connection bar with fixing belts for tool cases



Order no. SFM 200

Fixing bar: **2000x30x35 mm** (WxDxH)

Weight: **1,88 Kg**

Fixing bar for modules, complete with brackets, bolts and screws.

The bar is necessary to fix the modules to the vehicle.

Order no. SFM 300

Fixing bar: **3000x30x35 mm** (WxDxH)

Weight: **2,60 Kg**


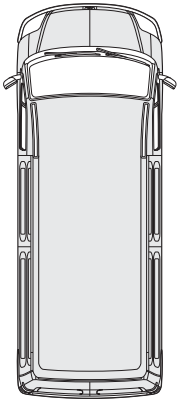
Fixing bar for modules, complete with brackets, bolts and screws.

The bar is necessary to fix the modules to the vehicle.



FLOORINGS AND LININGS

for MASTER with RH side sliding door and rear leaf doors, sheet metal side walls



A + B Polypropylene linings Order no. PAN 207

Weight: **21,05 Kg**

Polypropylene linings for:

- LH side wall
- RH side wall and sliding door
- lower section of rear leaf doors

Technical
 features,
 see page 5

C Polypropylene linings Order no. PAR 206

Weight: **2,85 Kg**

Polypropylene linings for:

- upper section of rear leaf doors

D Flooring Order no. PIL 210

Weight: **44,25 Kg**

12 mm thick wooden flooring phenolic coated and predrilling for lashing hook supports.

F Bulkhead Order no. PIR 202

Weight: **12,55 Kg**

12 mm wooden phenolic coated bulkhead panel.



12 m³
L2 H3 wheelbase 3578 mm



LOADING RAMP

Order no. RAM 202

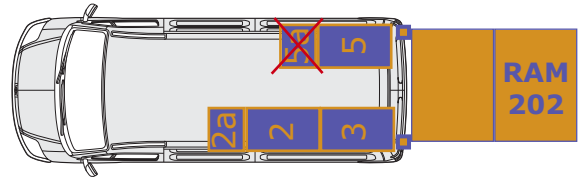
Dimensions: **1250x2500 mm** (WxD)
Weight: **118,85 Kg**

Swivel loading ramp.

Load capacity: **1000 Kg** (p.u.d.)



Technical features,
see page 8



The swivel loading ramp can be installed also when the modules are fitted.
If the loading ramp is fitted, the MDL modules for the areas **2** and **3** must not be longer than 1016 mm.
If the loading ramp is installed the article **MDL 164 cannot be installed** in area **5**.
MDL series modules for the area **5a** cannot be installed.
It is advisable to ask your nearest STORE VAN distributor for a project feasibility study.

READY SOLUTIONS



Order no. MDL S24

Dimensions: **2749x365x1700 mm** (WxDxH). Weight: **96,85 Kg**

Set of 2 modules complete with:

- 10 trays with rubber and 38 adjustable dividers
- 1 shelf with door
- 1 fixing bar length 3000 mm



Order no. MDL S25

Dimensions: **1016x365x1700 mm** (WxDxH). Weight: **63,25 Kg**

Module complete with:

- 4 trays with rubber and 12 adjustable dividers
- 2 drawers
- 1 shelf with door
- 1 hinged door
- 1 fixing bar length 2000 mm



MODULES 1016 MM



Suitable to be installed in the zone: **3 5**

Order no. MDL 161

Dimensions: **1016x365x1700 mm** (WxDxH)

Weight: **61,38 Kg**

Module complete with:

- 4 trays with rubber and 12 adjustable dividers
- 2 drawers
- 1 shelf with door
- 1 hinged door

Suitable to be installed in the zone: **3 5**

Order no. MDL 162

Dimensions: **1016x365x1700 mm** (WxDxH)

Weight: **58,07 Kg**

Module complete with:

- 5 trays with rubber and 15 adjustable dividers
- 1 drawer
- 1 retractable shelf for tool cases complete with tool cases and boxes

Suitable to be installed in the zone: **3 5**

Order no. MDL 163

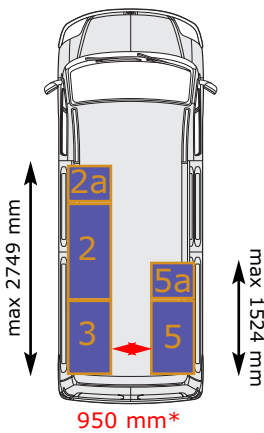
Dimensions: **1016x365x1700 mm** (WxDxH)

Weight: **40,20 Kg**

Module complete with:

- 6 trays with rubber and 18 adjustable dividers

*approximate measurement



Technical features, see page 5

Accessories see page 9



Suitable to be installed in the zone: **5**

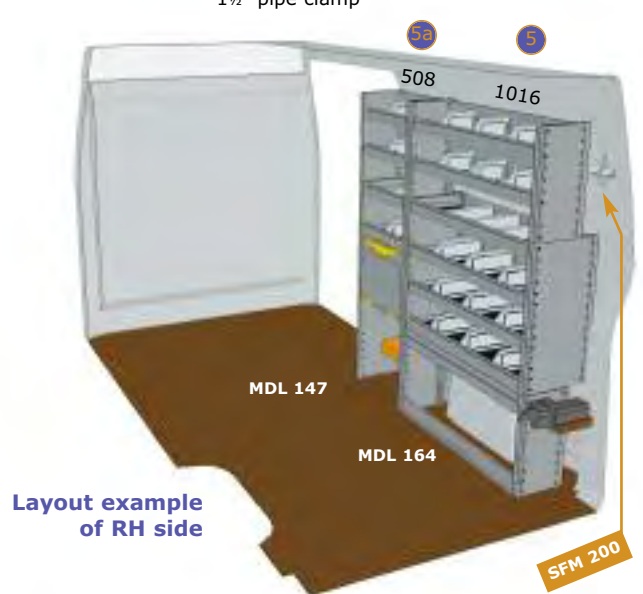
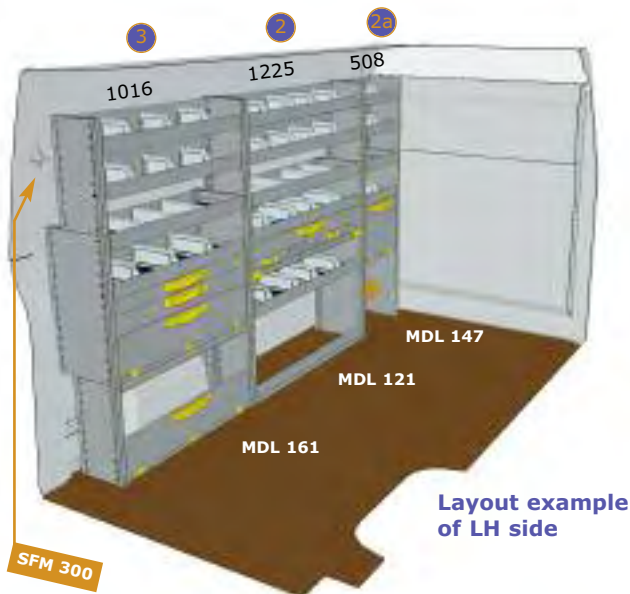
Order no. MDL 164

Dimensions: **1016x365x1700 mm** (WxDxH)

Weight: **64,40 Kg**

Module complete with:

- 6 trays with rubber and 18 adjustable dividers
- 1 retractable vice workbench complete with steel vice with 100 mm jaws and 1/2" to 1 1/2" pipe clamp





MODULES 1225 MM



Suitable to be installed in the zone: **2**

Order no. MDL 120

Dimensions: **1225x365x1700 mm** (WxDxH)

Weight: **72,95 Kg**

Module complete with:

- 4 trays with rubber and 16 adjustable dividers
- 2 drawers
- 1 shelf with door
- 1 hinged door

Suitable to be installed in the zone: **2**

Order no. MDL 121

Dimensions: **1225x365x1700 mm** (WxDxH)

Weight: **70,95 Kg**

Module complete with:

- 5 trays with rubber and 20 adjustable dividers
- 1 drawer
- 1 retractable shelf for tool cases complete with tool cases and boxes



Suitable to be installed in the zone: **2**

Order no. MDL 122

Dimensions: **1225x365x1700 mm** (WxDxH)

Weight: **55,00 Kg**

Module complete with:

- 6 trays with rubber and 24 adjustable dividers

Suitable to be installed in the zone: **2**

Order no. MDL 123

Dimensions: **1225x365x1700 mm** (WxDxH)

Weight: **54,65 Kg**

Module complete with:

- 4 trays with rubber and 16 adjustable dividers
- 1 shelf with door
- 1 connection bar with fixing belts for tool cases

MODULES 508 mm



Suitable to be installed in the zone: **2a 5a**

Order no. MDL 146

Dimensions: **508x365x1700 mm** (WxDxH)

Peso: **30,80 Kg**

Module complete with:

- 6 trays with rubber and 6 adjustable dividers



Suitable to be installed in the zone: **2a 5a**



Order no. MDL 147

Dimensioni: **508x365x1700 mm** (WxDxH)

Weight: **32,70 Kg**

Module complete with:

- 4 trays with rubber and 4 adjustable dividers
- 1 shelf with door
- 1 connection bar with fixing belts for tool cases



Order no. SFM 200

Fixing bar: **2000x30x35 mm** (WxDxH)

Weight: **1,88 Kg**

Fixing bar for modules, complete with brackets, bolts and screws.

The bar is necessary to fix the modules to the vehicle.

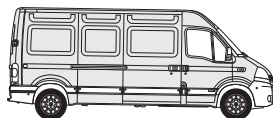
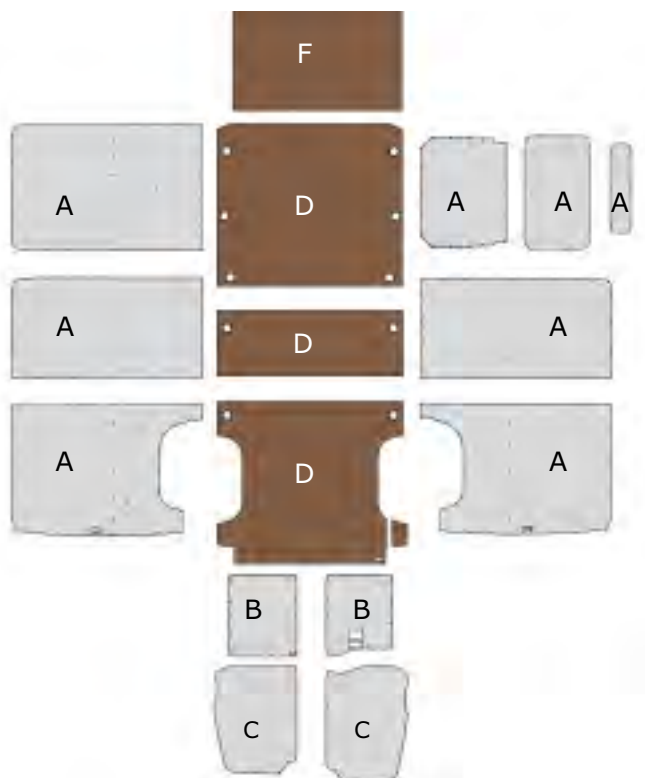
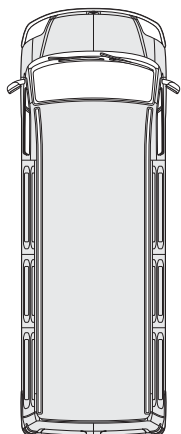
Order no. SFM 300

Fixing bar: **3000x30x35 mm** (WxDxH)

Weight: **2,60 Kg**

Fixing bar for modules, complete with brackets, bolts and screws.

The bar is necessary to fix the modules to the vehicle.


FLOORINGS AND LININGS
for MASTER with RH side sliding door and rear leaf doors, sheet metal side walls

A + B Polypropylene linings
Order no. PAN 208

 Weight: **22,80 Kg**
Polypropylene linings for:

- LH side wall
- RH side wall and sliding door
- lower section of rear leaf doors

 Technical features,
 see page 5

C Polypropylene linings
Order no. PAR 206

 Weight: **2,85 Kg**
Polypropylene linings for:

- upper section of rear leaf doors

D Flooring
Order no. PIL 211

 Weight: **51,40 Kg**
12 mm thick wooden flooring phenolic coated and predrilling for lashing hook supports.

F Bulkhead
Order no. PIR 202

 Weight: **12,55 Kg**
12 mm wooden phenolic coated bulkhead panel.
ROOF RACK

Order no. POT 210

 Dimensions: **3400x1600 mm** (WxD)

 Weight: **36,50 Kg**
Roof rack complete with:

- 5 aluminium crossmembers with fixing connectors and rubber profile
- 2 3400 mm long aluminium side upstands
- 1 aluminium loading roller

 Supplied with **stainless steel** screws for fixing.

Load capacity: 163 Kg (p.u.d.)

 Technical features,
 see page 7

LADDER RACK

The ladder rack rail can be mounted on the right or on the left hand side of the vehicle


Order no. POS 210

 Dimensions: **3400x1580 mm** (WxD)

 Weight: **69,00 Kg**
Ladder rack complete with:

- 5 aluminium crossmembers with fixing connectors and rubber profile
- 1 3400 mm long aluminium side upstand
- 1 aluminium loading roller
- 1 ladder rack rail made from stainless steel and aluminium **ALADIN** series, length 3240 mm

 Supplied with **stainless steel** screws for fixing.

Load capacity: 131 Kg (p.u.d.)

12,6 m³
L3 H2 wheelbase 4078 mm



INTERSTAR Van
Long wheelbase mid roof

LOADING RAMP

Order no. RAM 202

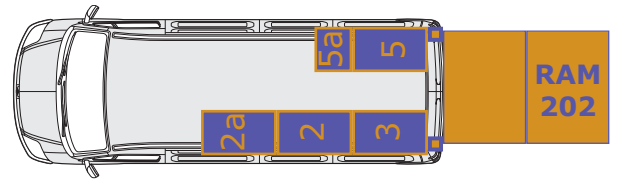
Dimensions: **1250x2500 mm** (WxD)
Weight: **118,85 Kg**

Swivel loading ramp.

Load capacity: **1000 Kg** (p.u.d.)



Technical
features,
see page 8



The swivel loading ramp can be installed also when the modules are fitted.
If the loading ramp is fitted, the MDL modules for the areas **2, 2a** and **3** must not be longer than 1016 mm.
If the loading ramp is fitted, the MDL modules for the areas **5a** must not be longer than 508 mm.
If the loading ramp is installed the article **MDL 164 cannot be installed** in area **5**.
It is advisable to ask your nearest STORE VAN distributor for a project feasibility study.

READY SOLUTIONS



Order no. MDL S26

Dimensions: **3048x365x1700 mm** (WxDxH). Weight: **100,68 Kg**
Set of 2 modules complete with:
10 trays with rubber and 38 adjustable dividers
1 fixing bar length 3500 mm



Order no. MDL S27

Dimensions: **2032x365x1700 mm** (WxDxH). Weight: **105,30 Kg**
Module complete with:
10 trays with rubber and 30 adjustable dividers
2 drawers
1 shelf with door
1 hinged door
1 fixing bar length 2500 mm


MODULES 1016 MM

 Suitable to be installed in the zone: **3 5**
Order no. MDL 161

 Dimensions: **1016x365x1700 mm** (WxDxH)

 Weight: **61,38 Kg**

Module complete with:

- 4 trays with rubber and 12 adjustable dividers
- 2 drawers
- 1 shelf with door
- 1 hinged door


 Suitable to be installed in the zone: **3 5**
Order no. MDL 162

 Dimensions: **1016x365x1700 mm** (WxDxH)

 Weight: **58,07 Kg**

Module complete with:

- 5 trays with rubber and 15 adjustable dividers
- 1 drawer
- 1 retractable shelf for tool cases complete with tool cases and boxes


 Suitable to be installed in the zone: **3 5**
Order no. MDL 163

 Dimensions: **1016x365x1700 mm** (WxDxH)

 Weight: **40,20 Kg**

Module complete with:

- 6 trays with rubber and 18 adjustable dividers


 Suitable to be installed in the zone: **2 2a 5a**
Order no. MDL 114

 Dimensions: **1016x365x1700 mm** (WxDxH)

 Weight: **62,90 Kg**

Module complete with:

- 4 trays with rubber and 12 adjustable dividers
- 2 drawers
- 1 shelf with door
- 1 hinged door


 Suitable to be installed in the zone: **5**
Order no. MDL 164

 Dimensions: **1016x365x1700 mm** (WxDxH)

 Weight: **64,40 Kg**

Module complete with:

- 6 trays with rubber and 18 adjustable dividers
- 1 retractable vice workbench complete with steel vice with 100 mm jaws and 1/2" to 1 1/2" pipe clamp

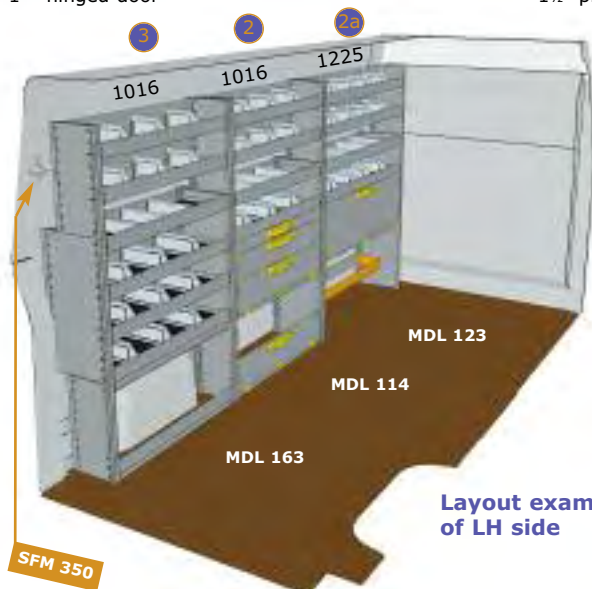

 Suitable to be installed in the zone: **2 2a 5a**
Order no. MDL 116

 Dimensions: **1016x365x1700 mm** (WxDxH)

 Weight: **46,70 Kg**

Module complete with:

- 6 trays with rubber and 18 adjustable dividers


**Layout example
of LH side**

**Layout example
of RH side**

12,6 m³
L3 H2 wheelbase 4078 mm



INTERSTAR Van
Long wheelbase mid roof

MODULES 1016 MM



Suitable to be installed in the zone: **2 2a 5a**

Order no. MDL 115

Dimensions: **1016x365x1700 mm** (WxDxH)

Weight: **61,80 Kg**

Module complete with:

- 5 trays with rubber and 15 adjustable dividers
- 1 drawer
- 1 retractable shelf for tool cases complete with tool cases and boxes



Suitable to be installed in the zone: **2 2a 5a**

Order no. MDL 117

Dimensions: **1016x365x1700 mm** (WxDxH)

Weight: **46,50 Kg**

Module complete with:

- 4 trays with rubber and 12 adjustable dividers
- 1 shelf with door
- 1 connection bar with fixing belts for tool cases

MODULES 1225 MM



Suitable to be installed in the zone: **2a**

Order no. MDL 120

Dimensions: **1225x365x1700 mm** (WxDxH)

Weight: **72,95 Kg**

Module complete with:

- 4 trays with rubber and 16 adjustable dividers
- 2 drawers
- 1 shelf with door
- 1 hinged door



Suitable to be installed in the zone: **2a**

Order no. MDL 122

Dimensions: **1225x365x1700 mm** (WxDxH)

Weight: **55,00 Kg**

Module complete with:

- 6 trays with rubber and 24 adjustable dividers



Suitable to be installed in the zone: **2a**

Order no. MDL 121

Dimensions: **1225x365x1700 mm** (WxDxH)

Weight: **70,95 Kg**

Module complete with:

- 5 trays with rubber and 20 adjustable dividers
- 1 drawer
- 1 retractable shelf for tool cases complete with tool cases and boxes



Suitable to be installed in the zone: **2a**

Order no. MDL 123

Dimensions: **1225x365x1700 mm** (WxDxH)

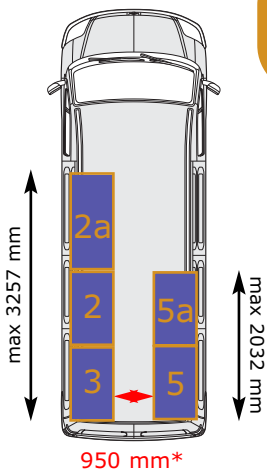
Weight: **54,65 Kg**

Module complete with:

- 4 trays with rubber and 16 adjustable dividers
- 1 shelf with door
- 1 connection bar with fixing belts for tool cases

*approximate measurement

Technical features, see page 5
Accessories see page 9



Order no. SFM 250

Fixing bar: **2500x30x35 mm** (WxDxH)

Weight: **2,2 Kg**

Fixing bar for modules, complete with brackets, bolts and screws.

The bar is necessary to fix the modules to the vehicle.



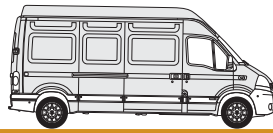
Order no. SFM 350

Fixing bar: **3500x30x35 mm** (WxDxH)

Weight: **2,93 Kg**


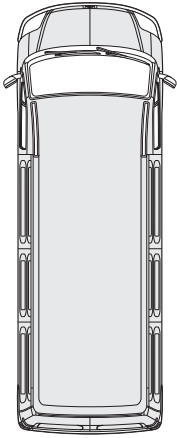
Fixing bar for modules, complete with brackets, bolts and screws.

The bar is necessary to fix the modules to the vehicle.



FLOORINGS AND LININGS

for MASTER with RH side sliding door and rear leaf doors, sheet metal side walls



A + B Polypropylene linings Art. PAN 208

Weight : **22,80 Kg**

Polypropylene linings for:

- LH side wall
- RH side wall and sliding door
- lower section of rear leaf doors

Technical
features,
see page 5

C Polypropylene linings Art. PAR 206

Weight : **2,85 Kg**

Polypropylene linings for:

- upper section of rear leaf doors

D Flooring Art. PIL 211

Weight : **51,40 Kg**

12 mm thick wooden flooring phenolic coated and predrilling for lashing hook supports.

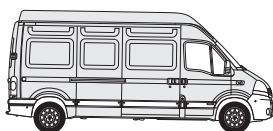
E Bulkhead Art. PIR 202

Weight : **12,55 Kg**

12 mm wooden phenolic coated bulkhead panel.



13,9 m³
L3 H3 wheelbase 4078 mm



INTERSTAR Van
Long wheelbase high roof

LOADING RAMP

Order no. RAM 202

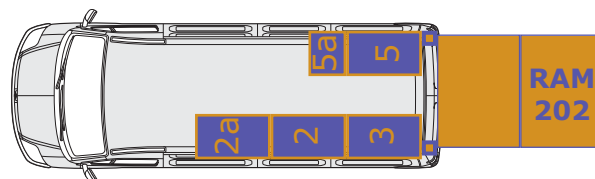
Dimensions: **1250x2500 mm** (WxD)
Weight: **118,85 Kg**

Swivel loading ramp.

Load capacity: **1000 Kg** (p.u.d.)



Technical
features,
see page 8



The swivel loading ramp can be installed also when the modules are fitted.

If the loading ramp is fitted, the MDL modules for the areas **2, 2a** and **3** must not be longer than 1016 mm. If the loading ramp is fitted, the MDL modules for the areas **5a** must not be longer than 508 mm.

If the loading ramp is installed the article **MDL 164 cannot be installed** in area **5**.

It is advisable to ask your nearest STORE VAN distributor for a project feasibility study.

READY SOLUTIONS



Order no. MDL S26

Dimensions: **3048x365x1700 mm** (WxDxH). Weight: **100,68 Kg**

Set of 2 modules complete with:

- 10 trays with rubber and 38 adjustable dividers
- 1 fixing bar length 3500 mm

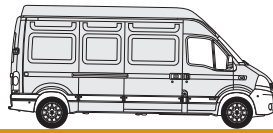


Order no. MDL S27

Dimensions: **2032x365x1700 mm** (WxDxH). Weight: **105,30 Kg**

Module complete with:

- 10 trays with rubber and 30 adjustable dividers
- 2 drawers
- 1 shelf with door
- 1 hinged door
- 1 fixing bar length 2500 mm


MODULES 1016 MM

 Suitable to be installed in the zone: **3 5**
Order no. MDL 161

 Dimensions: **1016x365x1700 mm** (WxDxH)

 Weight: **61,38 Kg**

Module complete with:

- 4 trays with rubber and 12 adjustable dividers
- 2 drawers
- 1 shelf with door
- 1 hinged door


 Suitable to be installed in the zone: **3 5**
Order no. MDL 162

 Dimensions: **1016x365x1700 mm** (WxDxH)

 Weight: **58,07 Kg**

Module complete with:

- 5 trays with rubber and 15 adjustable dividers
- 1 drawer
- 1 retractable shelf for tool cases complete with tool cases and boxes


 Suitable to be installed in the zone: **3 5**
Order no. MDL 163

 Dimensions: **1016x365x1700 mm** (WxDxH)

 Weight: **40,20 Kg**

Module complete with:

- 6 trays with rubber and 18 adjustable dividers


 Suitable to be installed in the zone: **2 2a 5a**
Order no. MDL 114

 Dimensions: **1016x365x1700 mm** (WxDxH)

 Weight: **62,90 Kg**

Module complete with:

- 4 trays with rubber and 12 adjustable dividers
- 2 drawers
- 1 shelf with door
- 1 hinged door


 Suitable to be installed in the zone: **5**
Order no. MDL 164

 Dimensions: **1016x365x1700 mm** (WxDxH)

 Weight: **64,40 Kg**

Module complete with:

- 6 trays with rubber and 18 adjustable dividers
- 1 retractable vice workbench complete with steel vice with 100 mm jaws and 1/2" to 1 1/2" pipe clamp

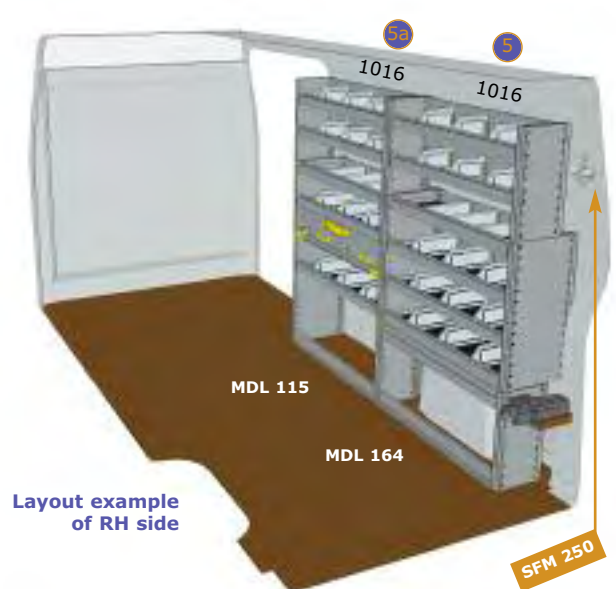
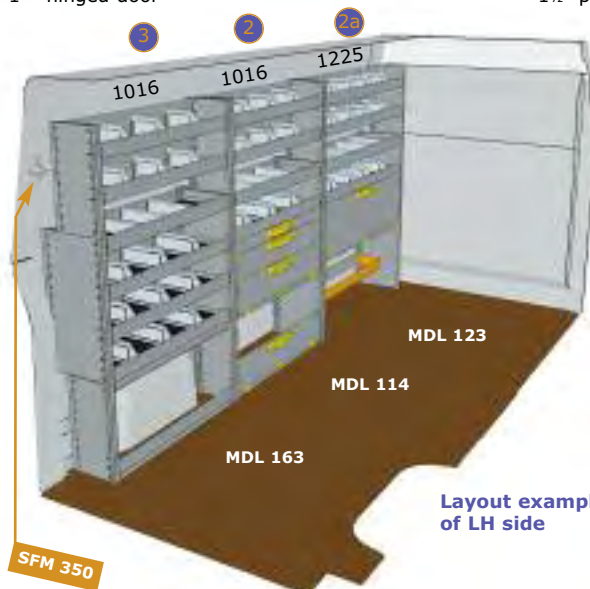

 Suitable to be installed in the zone: **2 2a 5a**
Order no. MDL 116

 Dimensions: **1016x365x1700 mm** (WxDxH)

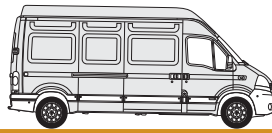
 Weight: **46,70 Kg**

Module complete with:

- 6 trays with rubber and 18 adjustable dividers



13,9 m³
L3 H3 wheelbase 4078 mm



INTERSTAR Van
Long wheelbase high roof

MODULES 1016 MM



Suitable to be installed in the zone: **2 2a 5a**

Order no. MDL 115

Dimensions: **1016x365x1700 mm** (WxDxH)

Weight: **61,80 Kg**

Module complete with:

- 5 trays with rubber and 15 adjustable dividers
- 1 drawer
- 1 retractable shelf for tool cases complete with tool cases and boxes



Suitable to be installed in the zone: **2 2a 5a**

Order no. MDL 117

Dimensions: **1016x365x1700 mm** (WxDxH)

Weight: **46,50 Kg**

Module complete with:

- 4 trays with rubber and 12 adjustable dividers
- 1 shelf with door
- 1 connection bar with fixing belts for tool cases

MODULES 1225 MM



Suitable to be installed in the zone: **2a**

Order no. MDL 120

Dimensions: **1225x365x1700 mm** (WxDxH)

Weight: **72,95 Kg**

Module complete with:

- 4 trays with rubber and 16 adjustable dividers
- 2 drawers
- 1 shelf with door
- 1 hinged door



Suitable to be installed in the zone: **2a**

Order no. MDL 122

Dimensions: **1225x365x1700 mm** (WxDxH)

Weight: **55,00 Kg**

Module complete with:

- 6 trays with rubber and 24 adjustable dividers



Suitable to be installed in the zone: **2a**

Order no. MDL 121

Dimensions: **1225x365x1700 mm** (WxDxH)

Weight: **70,95 Kg**

Module complete with:

- 5 trays with rubber and 20 adjustable dividers
- 1 drawer
- 1 retractable shelf for tool cases complete with tool cases and boxes



Suitable to be installed in the zone: **2a**

Order no. MDL 123

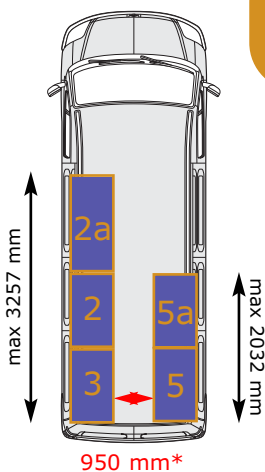
Dimensions: **1225x365x1700 mm** (WxDxH)

Weight: **54,65 Kg**

Module complete with:

- 4 trays with rubber and 16 adjustable dividers
- 1 shelf with door
- 1 connection bar with fixing belts for tool cases

*approximate measurement



Technical features, see page 5

Accessories see page 9



Order no. SFM 250

Fixing bar: **2500x30x35 mm** (WxDxH)

Weight: **2,2 Kg**

Fixing bar for modules, complete with brackets, bolts and screws.

The bar is necessary to fix the modules to the vehicle.



Order no. SFM 350

Fixing bar: **3500x30x35 mm** (WxDxH)

Weight: **2,93 Kg**

Fixing bar for modules, complete with brackets, bolts and screws.

The bar is necessary to fix the modules to the vehicle.



FAMI S.r.l.
 Via Stazione Rossano, 13
 36027 Rosà, Vicenza ITALY
 Tel. +39 0424 585554
 Fax +39 0424 585482
 www.storevan.com
 info@storevan.com

YOUR STOREVAN PARTNER



**PROFESSIONALITY
 IN MOVEMENT**