

ORGANIZE SPACE

LET'S REORG

- STORAGE CUPBOARDS SERIES PERFORM
- SLIDING DOOR CABINETS SERIES PERFORM
- CONTAINER CABINETS SERIES PERFORM
- LOCKERS SERIES PERFORM

VERSATILE

NORMAL AND FULL EXTENSION DRAWERS

SEVERAL ACCESSORIES SERIES

STRONG AND RELIABLE





GANZE SPACE LET'S REOR

SERIES PERFORM

CABINETS SERIES PERFORM A110

LENGTH = 512 mm DEPTH = 555 mm (24x27 Eh)



ORD. NO. F AA 1100 04 08
RAL 7035



ORD. NO. F AA 0110 01 08
RAL 7035



FLOOR FIXING SET



2x

- 2 "HILTI" plugs for concrete floors \geq to classes B25/RBK250/MP_A 25 N/mm²
- Recommended traction of the plug: 2.9 KN
- Plug diameter: \varnothing 6 mm

ORD. NO. F AG 9204 00 99

CABINET

ORD. NO.

F AA 1100 04 08

Dimensions mm 512x555x1000 h

Tools excluded

CABINET WITH WRITING DESK

ORD. NO.

F AA 0110 01 08

Dimensions mm 512x555x1270 h

RAL 7000 F.01

RAL 6011 F.02

RAL 5012 F.04

RAL 7035 F.08

SUPPLEMENTARY PARTS ■



- **Spare key.** Always indicate the number on the cylinder lock of the key to be replaced.

ORD. NO. R CSC 0002 00

- **Master key.** This type of key opens all the 45 and 46 series locks.

ORD. NO. R CSC 0001 00



LENGTH = 512 mm DEPTH = 555 mm (24x27 Eh)

CABINETS SERIES PERFORM A110



■ Top shelf load capacity 80 kg

ORD. NO.	SHELVES
F AA 1100 51 04	2
Cabinet with 2 shelves depth 500 mm load capacity 100 kg	
Cabinet load capacity: 250 kg	
Dimensions mm 512x555x1000 h	



ORD. NO.	DRAWERS
F AA 1100 53 04	1
Cabinet with 2 shelves depth 500 mm load capacity 100 kg	
1 normal extension drawer load capacity 50 kg	
Cabinet load capacity: 250 kg	
Dimensions mm 512x555x1000 h	



ORD. NO.	DRAWERS
F AA 1100 54 04	2
Cabinet with 1 shelf depth 500 mm load capacity 100 kg	
2 normal extension drawers load capacity 50 kg	
Cabinet load capacity: 250 kg	
Dimensions mm 512x555x1000 h	



ORD. NO.	DRAWERS
F AA 1100 56 04	3
Cabinet with 1 shelf depth 500 mm load capacity 100 kg	
3 normal extension drawers load capacity 50 kg	
Cabinet load capacity: 250 kg	
Dimensions mm 512x555x1000 h	



ORD. NO.	DRAWERS
F AA 0110 01 04	1
Cabinet with 1 shelf depth 500 mm load capacity 100 kg	
1 writing desk top with normal extension drawer load capacity 50 kg	
Cabinet load capacity: 250 kg	
Dimensions mm 512x555x1270 h	


■ KEY



- Normal extension (87%)
- If the cabinet is with drawers it must be fixed to the floor or to the wall
- All indicated loads are net and refer to evenly distributed weights

RAL 7000 F.01 RAL 6011 F.02 RAL 5012 F.04 RAL 7035 F.08

■ Partitioning material see page A224-A225



CABINETS SERIES PERFORM A110

LENGTH = 512 mm DEPTH = 555 mm (24x27 Eh)

EMPTY CABINET WITH DOOR

■ 01
■ 02
■ 04
■ 08



■ If one or more drawers are fitted, the cabinets must be fixed to the floor or to the wall. If the cabinets are placed one on the top of the other, they must be fixed to the wall.



■ The drawers in the cabinet have a maximum load capacity of 200 kg regardless of the load capacity of the cabinets.

ORD. NO.

F AA 1100 00 04

Cabinet load capacity: 250 kg

Dimensions mm 512x555x1000 h

Internal dimensions mm 480x500x850 h

The F AA 1100 series cabinets are supplied as standard with 2 floor fixing brackets and 2 wall fixing brackets.

ADJUSTABLE SHELF DEPTH 500 mm

■ 99



size 4A2



size 4



size 4A5

■ Containers see page **G28-G30**

ORD. NO.

F AC 2100 01 99

Complete with 4 hooks

Load capacity: 100 kg

The depth of this shelf is suitable for the following containers:
size 4A2 / size 4 / size 4A5

Dimensions mm 483x500x35 h

NORMAL EXTENSION DRAWERS 24x27 EH



■ 01
■ 02
■ 04

TELESCOPIC EXTENSION DRAWERS 24x27 EH



■ 01
■ 02
■ 04

ORD. NO.

F AC 1100 00 04

Normal extension drawer load capacity: 50 kg

Internal dimensions mm 396x447x85 h

ORD. NO.

F AC 1150 00 04

Full extension drawer load capacity: 100 kg

Internal dimensions mm 396x447x85 h

RAL 7000 F.01

RAL 6011 F.02

RAL 5012 F.04

RAL 7035 F.08

KEY ■

■ Partitioning material see page **A224-A225**

- Normal extension (87%)
- Full telescopic extension (100%)
- If the cabinet is with drawers it must be fixed to the floor or to the wall
- All indicated loads are net and refer to evenly distributed weights



LENGTH = 512 mm DEPTH = 555 mm (24x27 Eh)

CABINETS SERIES PERFORM A110

TOP SHELF WITH 3 EDGES



■ 07



■ Oil-resistant rubber mat

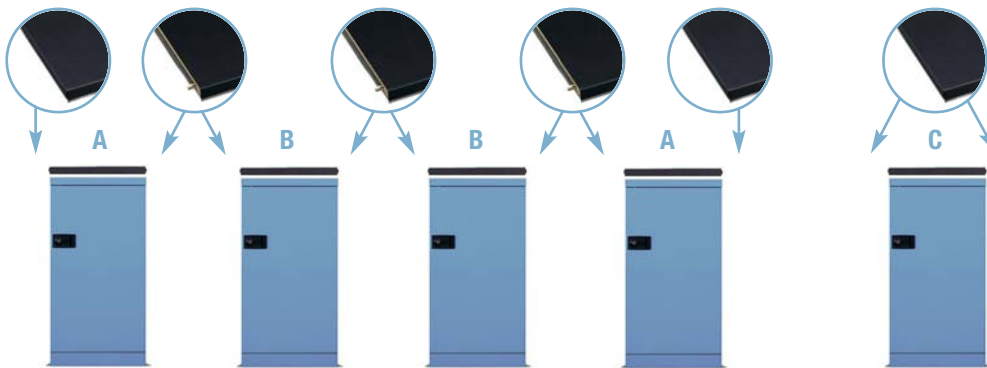
ORD. NO.

F AC 4100 01 07

For cabinet F AA 1100 ...

Dimensions mm 512x555x20 h

UPPER MDF TOP WITH RUBBER OR PVC COVERING DIMENSIONS 512x555x31,5 mm H



ORD. NO. **F UZ 9999 00 00**

Perforation of the cabinet top shelf for MDF top fixing.




Detail of the oil-resistant rubber



■ 07

A



■ 07

B



■ 07

C

ORD. NO.

F UZ 3050 11 07

MDF top with rubber covering

Side profile

For end cabinets

Oil-resistant rubber mat

ORD. NO.

F UZ 3050 12 07

MDF top with rubber covering

No side profile

For additional central cabinets

Oil-resistant rubber mat

ORD. NO.

F UZ 3050 13 07

MDF top with rubber covering

2 side profiles

For single cabinet

Oil-resistant rubber mat

■ INFO

RAI 9011 F.07



www.famispa.com



CABINETS SERIES PERFORM A120

LENGTH = 1023 mm DEPTH = 555 mm (24/54x27 Eh)





ORD. NO. F AA 1200 S1 01
RAL 7000

ORD. NO. F AA 1200 01 04
RAL 5012

54 EH (906 mm)

24 EH (396 mm)



FLOOR FIXING SET



2x

- 2 "HILTI" plugs for concrete floors \geq to classes B25/RBK250/MP_A 25 N/mm²
- Recommended traction of the plug: 2.9 KN
- Plug diameter: \varnothing 6 mm

ORD. NO. F AG 9204 00 99

CABINET

ORD. NO.

F AA 1200 S1 01

1 normal extension drawer, 3 adjustable shelves,
3 vertical partitions, 3 shelf dividers, 1 size 4 container,
5 Multibox containers with safety rods, 6 guides for
Multibox, 1 top shelf with oil-resistant rubber mat.

Dim. mm 1023x555x1000 h

Tools and drawer layout set excluded

CABINET

ORD. NO.

F AA 1200 01 04

1 F AA 1200 51 04 cabinet complete with
2 adjustable shelves

1 F AC 4200 01 07 top shelf with
oil-resistant rubber mat

Dimensions mm 1023x555x1000 h

Tools excluded

RAL 7000 F.01

RAL 6011 F.02

RAL 5012 F.04

RAL 7035 F.08

SUPPLEMENTARY PARTS ■

- **Spare key.** Always indicate the number on the cylinder lock of the key to be replaced.

ORD. NO. R CSC 0002 00

- **Master key.** This type of key opens all the 45 and 46 series locks.

ORD. NO. R CSC 0001 00



LENGTH = 1023 mm DEPTH = 555 mm (24/54x27 Eh)

CABINETS SERIES PERFORM A120



■ Top shelf load capacity 80 kg

ORD. NO.	SHELVES
F AA 1200 51 04	2
Cabinet with 2 shelves depth 500 mm load capacity 100 kg	
Cabinet load capacity: 600 kg	
Dimensions mm 1023x555x1000 h	



ORD. NO.	DRAWERS
F AA 1200 52 04	2
Cabinet with 2 shelves depth 500 mm load capacity 100 kg	
1 pair of normal extension drawers load capacity 50 kg	
Cabinet load capacity: 600 kg	
Dimensions mm 1023x555x1000 h	



ORD. NO.	DRAWERS
F AA 1200 53 04	3
Cabinet with 1 shelf depth 500 mm load capacity 100 kg	
1 normal extension drawer load capacity 50 kg	
1 pair of normal extension drawers load capacity 50 kg	
Cabinet load capacity: 600 kg	
Dimensions mm 1023x555x1000 h	



ORD. NO.	DRAWERS
F AA 1200 54 04	4
Cabinet with 1 shelf depth 500 mm load capacity 100 kg	
2 pairs of normal extension drawers load capacity 50 kg	
Cabinet load capacity: 600 kg	
Dimensions mm 1023x555x1000 h	



ORD. NO.	DRAWERS
F AA 1200 55 04	2
Cabinet with 1 shelf depth 500 mm load capacity 100 kg	
2 normal extension drawers load capacity 50 kg	
Cabinet load capacity: 600 kg	
Dimensions mm 1023x555x1000 h	

■ KEY

RAL 7000 F.01 RAL 6011 F.02 RAL 5012 F.04 RAL 7035 F.08

■ Partitioning material see page A224-A225



- Normal extension (87%)
- If the cabinet is with drawers it must be fixed to the floor or to the wall
- All indicated loads are net and refer to evenly distributed weights



CABINETS SERIES PERFORM A120

LENGTH = 1023 mm DEPTH = 555 mm (24/54x27 Eh)

EMPTY CABINET WITH DOOR



■ If one or more drawers are fitted, the cabinets must be fixed to the floor or to the wall. If the cabinets are placed one on the top of the other, they must be fixed to the wall.

■ The drawers in the cabinet have a maximum load capacity of 350 kg regardless of the load capacity of the cabinets.

ORD. NO.

F AA 1200 00 04

Cabinet load capacity: 600 kg

Dimensions mm 1023x555x1000 h

Internal dimensions mm 990x500x850 h

The F AA 1200 series cabinets are supplied as standard with 2 floor fixing brackets, 2 wall fixing brackets and 2 levelling devices.

ADJUSTABLE SHELF DEPTH 500 mm



size 4A2



size 4

■ Containers see page **G28-G30**



size 4A5

ORD. NO.

STRENGTHENING BAR

LOAD CAPACITY kg

F AC 2500 01 99

0

100

F AC 2500 03 99

1

180

Complete with 4 hooks

The depth of this shelf is suitable for the following containers:
size 4A2 / size 4 / size 4A5

Dimensions mm 995x500x35 h

PAIR OF NORMAL AND TELESCOPIC EXTENSION DRAWERS 24x27 EH



ORD. NO.

EXTENSION

F AC 1600 00 04

NORMAL

F AC 1650 00 04

TELESCOPIC

Normal extension drawer load capacity: 50 kg

Full extension drawer load capacity: 60 kg

Internal dimensions mm **396x447x85 h** (each drawer)

NORMAL AND TELESCOPIC EXTENSION DRAWERS 54x27 EH



ORD. NO.

EXTENSION

F AC 1200 00 04

NORMAL

F AC 1250 00 04

TELESCOPIC

Normal extension drawer load capacity: 50 kg

Full extension drawer load capacity: 100 kg

Internal dimensions mm **906x447x85 h**

RAL 7000 F.01

RAL 6011 F.02

RAL 5012 F.04

RAL 7035 F.08

KEY ■

■ Partitioning material see page **A224-A225**

- Normal extension (87%)
- Full telescopic extension (100%)
- If the cabinet is with drawers it must be fixed to the floor or to the wall
- All indicated loads are net and refer to evenly distributed weights



LENGTH = 1023 mm DEPTH = 555 mm (24/54x27 Eh)

CABINETS SERIES PERFORM A120

TELESCOPIC EXTENSION SUSPENSION FOLDER FRAME FOR SUSPENSION FOLDER DIN A4

ORD. NO.

F AC 7500 00 07

The suspension folder frames are supplied with telescopic extension guide rails (100% extension) with 30 kg load capacity.

Overall dimensions: 990x500 mm

For suspension folders DIN A4



TOP SHELF WITH 3 EDGES



■ 07



■ Oil-resistant rubber mat

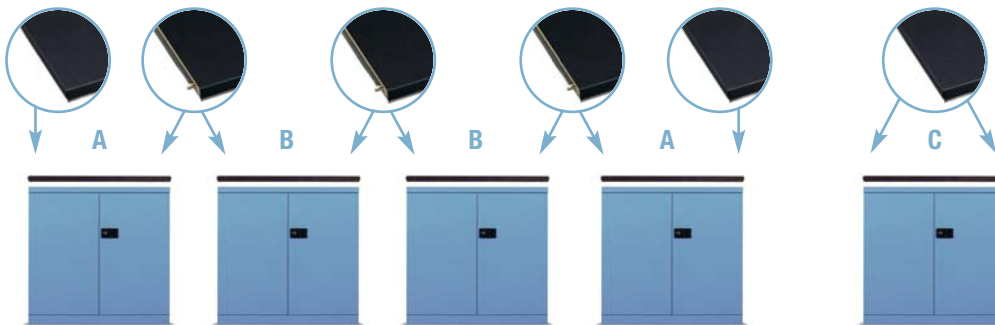
ORD. NO.

F AC 4200 01 07

For cabinet F AA 1200 ...

Dimensions mm 1023x555x20 h

UPPER MDF TOP WITH RUBBER OR PVC COVERING DIMENSIONS 1023x555x31,5 mm H



ORD. NO. F UZ 9999 00 00

Perforation of the cabinet top shelf for MDF top fixing.



Detail of the oil-resistant rubber



A

■ 07

ORD. NO.

F UZ 3060 11 07

MDF top with rubber covering

Side profile

For end cabinets

Oil-resistant rubber mat



B

■ 07

ORD. NO.

F UZ 3060 12 07

MDF top with rubber covering

No side profile

For additional central cabinets

Oil-resistant rubber mat



C

■ 07

ORD. NO.

F UZ 3060 13 07

MDF top with rubber covering

2 side profiles

For single cabinet

Oil-resistant rubber mat

■ INFO

RAI 9011 F. 07



www.famispa.com



CABINETS SERIES PERFORM A140

LENGTH = 1194 mm DEPTH = 555 mm (24/64x27 Eh)



ORD. NO. F AA 1500 01 08
RAL 7035



ORD. NO. F AA 1500 S2 04
RAL 5012



FLOOR FIXING SET



2x

- 2 "HILTI" plugs for concrete floors \geq to classes B25/RBK250/MP_A 25 N/mm²
- Recommended traction of the plug: 2.9 KN
- Plug diameter: \varnothing 6 mm

ORD. NO. F AG 9204 00 99

CABINET

ORD. NO.

F AA 1500 01 08

- 1 F AA 1500 51 08 cabinet complete with
- 2 adjustable shelves
- 1 F AC 4300 01 07 top shelf with oil resistant rubber mat

Dimensions mm 1194x555x1000 h

Tools excluded

CABINET

ORD. NO.

F AA 1500 S2 04

- 1 pair of normal extension drawers
- 3 adjust. shelves, 3 vertical partitions, 3 shelf dividers
- 7 Multibox containers with safety rods
- 8 guides for Multibox, 1 size 4 container
- 1 top shelf with oil-resistant rubber mat

Dim. mm 1194x555x1000 h

Tools excluded

RAL 7000 F.01

RAL 6011 F.02

RAL 5012 F.04

RAL 7035 F.08

SUPPLEMENTARY PARTS ■

- **Spare key.** Always indicate the number on the cylinder lock of the key to be replaced.

ORD. NO. R CSC 0002 00

- **Master key.** This type of key opens all the 45 and 46 series locks.

ORD. NO. R CSC 0001 00



LENGTH = 1194 mm DEPTH = 555 mm (24/64x27 Eh)

CABINETS SERIES PERFORM A140



■ Top shelf load capacity 80 kg

ORD. NO.	SHELVES
F AA 1500 51 04	2
Cabinet with 2 shelves depth 500 mm load capacity 100 kg	
Cabinet load capacity: 600 kg	
Dimensions mm 1194x555x1000 h	
Central lock	



ORD. NO.	DRAWERS
F AA 1500 52 04	2
Cabinet with 1 shelf depth 500 mm load capacity 100 kg	
1 pair of normal extension drawers load capacity 50 kg	
Cabinet load capacity: 600 kg	
Dimensions mm 1194x555x1000 h	
Central lock	



ORD. NO.	DRAWERS
F AA 1500 55 04	3
Cabinet with 1 shelf depth 500 mm load capacity 100 kg	
1 normal extension drawer load capacity 50 kg	
1 pair of normal extension drawers load capacity 50 kg	
Cabinet load capacity: 600 kg	
Dimensions mm 1194x555x1000 h	
Central lock	



ORD. NO.	DRAWERS
F AA 1500 56 04	4
Cabinet with 1 shelf depth 500 mm load capacity 100 kg	
2 pairs of normal extension drawers load capacity 50 kg	
Cabinet load capacity: 600 kg	
Dimensions mm 1194x555x1000 h	
Central lock	



ORD. NO.	DRAWERS
F AA 1500 57 04	2
Cabinet with 1 shelf depth 500 mm load capacity 100 kg	
2 normal extension drawers load capacity 50 kg	
Cabinet load capacity: 600 kg	
Dimensions mm 1194x555x1000 h	
Central lock	


■ KEY



- Normal extension (87%)
- Full telescopic extension (100%)
- If the cabinet is with drawers it must be fixed to the floor or to the wall
- All indicated loads are net and refer to evenly distributed weights

RAL 7000 F.01 RAL 6011 F.02 RAL 5012 F.04 RAL 7035 F.08

■ Partitioning material see page A224-A225



CABINETS SERIES PERFORM A140

LENGTH = 1194 mm DEPTH = 555 mm (24/64x27 Eh)

EMPTY CABINET WITH DOOR



■ 01
■ 02
■ 04
■ 08

■ If one or more drawers are fitted, the cabinets must be fixed to the floor or to the wall. If the cabinets are placed one on the top of the other, they must be fixed to the wall.



■ The drawers in the cabinet have a maximum load capacity of 350 kg regardless of the load capacity of the cabinets.

ORD. NO.

F AA 1500 00 04

Cabinet load capacity: 600 kg

Dimensions mm 1194x555x1000 h

Internal dimensions mm 1160x500x850 h

The F AA 1500 series cabinets are supplied as standard with 2 floor fixing brackets, 2 wall fixing brackets and 2 levelling devices.

ADJUSTABLE SHELF DEPTH 500 mm



■ 99



size 4A2



size 4

■ Containers see page G28-G30



size 4A5

ORD. NO.

STRENGTHENING BAR

LOAD CAPACITY kg

F AC 2550 01 99

0

100

F AC 2550 03 99

1

180

Complete with 4 hooks

The depth of this shelf is suitable for the following containers:
size 4A2 / size 4 / size 4A5

Dimensions mm 1165x500x35 h

PAIR OF NORMAL AND TELESCOPIC EXTENSION DRAWERS 27x27 EH



■ 01
■ 02
■ 04

ORD. NO.

EXTENSION

F AC 1700 00 04

NORMAL

F AC 1750 00 04

TELESCOPIC

Normal extension drawer load capacity: 50 kg

Full extension drawer load capacity: 60 kg

Internal dimensions mm **447x447x85 h** (each drawer)

NORMAL AND TELESCOPIC EXTENSION DRAWERS 64x27 EH



■ 01
■ 02
■ 04

ORD. NO.

EXTENSION

F AC 1300 00 04

NORMAL

F AC 1350 00 04

TELESCOPIC

Normal extension drawer load capacity: 50 kg

Full extension drawer load capacity: 100 kg

Internal dimensions mm **1076x447x85 h**

RAL 7000 F.01

RAL 6011 F.02

RAL 5012 F.04

RAL 7035 F.08

KEY ■

- Partitioning material see page A224-A225
- Normal extension (87%)
- Full telescopic extension (100%)
- If the cabinet is with drawers it must be fixed to the floor or to the wall



LENGTH = 1194 mm DEPTH = 555 mm (24/64x27 Eh)

CABINETS SERIES PERFORM A140

TOP SHELF WITH 3 EDGES



Oil-resistant rubber mat

ORD. NO.

F AC 4300 01 07

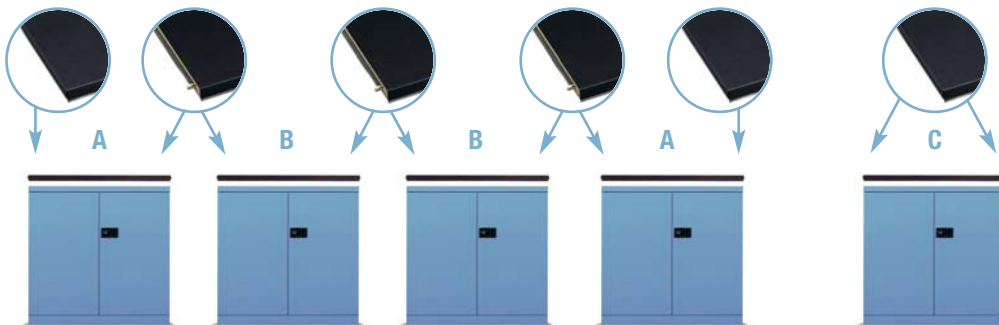
For cabinet F AA 1500 ...

Dimensions mm 1194x555x20 h

UPPER MDF TOP WITH RUBBER OR PVC COVERING DIMENSIONS 1194x555x31,5 mm H

COD. ART F UZ 9999 00 00

Perforation of the cabinet top shelf for MDF top fixing.



Detail of the oil-resistant rubber



A



B



C

ORD. NO.

F UZ 3070 11 07

MDF top with rubber covering

Side profile

For end cabinets

Oil-resistant rubber mat

ORD. NO.

F UZ 3070 12 07

MDF top with rubber covering

No side profile

For additional central cabinets

Oil-resistant rubber mat

ORD. NO.

F UZ 3070 13 07

MDF top with rubber covering

2 side profiles

For single cabinet

Oil-resistant rubber mat

■ INFO

RAI 9011 F.07



www.famispa.com



CABINETS SERIES PERFORM-LOOK

PERFORATED PANEL FOR WALL FIXING



- 01
- 02
- 04
- 08

■ Set of hooks see page C66

■ Supplied without fixing plugs.

ORD. NO.

F BL 1220 00 04

Perforated panel for wall fixing

Load capacity 25 kg

Dimensions mm: 988x13x456 h



EXAMPLE INCLUDING:

■ RAL 5012

ORD. NO.

F AA ZA02 00 04

1 cabinet ORD. NO. **F AA 1250 01 04** with 2 adjustable shelves

1 cabinet ORD. NO. **F AA 1240 01 04** with 2 adjustable shelves

1 cabinet ORD. NO. **F AA 1200 00 04** with 2 adjustable shelves

1 cabinet ORD. NO. **F AA 1200 00 04** with 4 adjustable shelves + 23 Multibox containers+ 3 containers

1 cabinet ORD. NO. **F AA 1400 00 04** with 4 adjustable shelves

4 perforated panels ORD. NO. **F BL 1220 00 04**

1 set of 95 hooks ORD. NO. **F BL 9517 00 99**

2 MDF tops with rubber covering ORD. NO. **F UZ 3060 11 07**

10 non-slip mattings ORD. NO. **F PX 2541 00 01**

14 edging pieces ORD. NO. **F PX 0241 00 05**

2 corner pieces ORD. NO. **F PX 0741 00 05**

RAL 7000 F.01

RAL 6011 F.02

RAL 5012 F.04


RAL 7035 F.08

INFO ■

www.famispa.com







ORD. NO. F AA 1303 S1 08
RAL 7035



ORD. NO. F AA 1302 03 08
RAL 7035

FLOOR FIXING SET



2x

- 2 "HILTI" plugs for concrete floors \geq to classes B25/RBK250/MPA 25 N/mm²
- Recommended traction of the plug: 2.9 KN
- Plug diameter: \varnothing 6 mm

ORD. NO. F AG 9204 00 99

CABINET

ORD. NO.

F AA 1303 S1 08

- 4 adjustable shelves, 8 size 1 blue containers
- 20 size 2 grey containers
- 8 size 3A2 blue containers, 8 size 3 blue containers
- 8 container rails
- 2 perforated panels, 1 set of 92 hooks
- Dim. mm 1023x400x2000 h** Tools excluded

CABINET

ORD. NO.

F AA 1302 03 08

- 4 adjustable shelves
- Dimensions mm 1023x400x2000 h**



RAL 7000 F.01

RAL 6011 F.02

RAL 5012 F.04

RAL 7035 F.08

SUPPLEMENTARY PARTS ■



- **Spare key.** Always indicate the number on the cylinder lock of the key to be replaced.
ORD. NO. R CSC 0002 00
- **Master key.** This type of key opens all the 45 and 46 series locks.
ORD. NO. R CSC 0001 00



LENGTH = 1023 mm DEPTH = 400 mm

CABINETS SERIES PERFORM A124



ORD. NO.

SHELVES

F AA 1303 02 04**1**

Cabinet with 4 perforated panels, 1 shelf depth 250 mm load capacity 25 kg

Load capacity: 800 kg. **Dimensions mm 1023x400x2000 h**

Load capacity of each individual door with perforated panels: 40 kg

ORD. NO. F AA 1303 52 04Including: 1 cabinet ORD. NO. **F AA 1303 02 04**, 1 set of 142 hooks
ORD. NO. **F BL 9525 00 99**, 1 set of 13 hooks ORD. NO. **F BL 9539 00 99**

ORD. NO.

SHELVES

F AA 1300 02 04**6**

Cabinet with 6 shelves depth 345 mm load capacity 100 kg

Load capacity: 800 kg

Dimensions mm 1023x400x2000 h**ORD. NO. F AA 1300 52 04**Including: 1 cabinet ORD. NO. **F AA 1300 02 04**,
28 size 3 grey containers

■ 3 mm thickness polycarbonate doors



ORD. NO.

SHELVES

F AA 1300 01 04**4**

Cabinet with 4 shelves depth 345 mm load capacity 100 kg

Load capacity: 800 kg

Dimensions mm 1023x400x2000 h

ORD. NO.

SHELVES

F AA 1302 03 04**4**

Cabinet with 4 shelves depth 345 mm load capacity 100 kg

Load capacity: 800 kg

Dimensions mm 1023x400x2000 h

■ KEY

RAL 7000 F.01

RAL 6011 F.02

RAL 5012 F.04

RAL 7035 F.08



- The cabinets must be secured to the floor or to the wall
- The cabinets with perforated doors must be secured to the wall
- Top shelf load capacity 80 kg
- All indicated loads are net and refer to evenly distributed weights



CABINETS SERIES PERFORM A124

EMPTY CABINET WITH DOORS



■ 01
■ 02
■ 04
■ 08

ORD. NO.

F AA 1300 00 04

Load capacity: 800 kg

Dimensions mm 1023x400x2000 h

Internal dimensions mm 995x345x1850 h

The F AA 1300 series cabinets are supplied as standard with 2 floor fixing brackets, 2 wall fixing brackets and 2 levelling devices.

EMPTY CABINET WITH DOORS WITH PERFORATED PANELS



■ 01
■ 02
■ 04
■ 08

ORD. NO.

F AA 1303 00 04

Load capacity: 800 kg

Load capacity of each individual doors: 40 kg

Dimensions mm 1023x400x2000 h

Internal dimensions mm 995x345x1850 h

The F AA 1303 series cabinets are supplied as standard with 2 floor fixing brackets, 2 wall fixing brackets and 2 levelling devices.

EMPTY CABINET WITH 3 mm THICKNESS
POLYCARBONATE DOORS

■ 01
■ 02
■ 04
■ 08

ORD. NO.

F AA 1302 00 04

Load capacity: 800 kg

Dimensions mm 1023x400x2000 h

Internal dimensions mm 995x345x1850 h

The F AA 1302 series cabinets are supplied as standard with 2 floor fixing brackets, 2 wall fixing brackets and 2 levelling devices.

RAL 7000 F.01

RAL 6011 F.02

RAL 5012 F.04

RAL 7035 F.08

KEY ■

- The cabinets must be secured to the floor or to the wall
- The cabinets with perforated doors must be secured to the wall
- Top shelf load capacity 80 kg
- All indicated loads are net and refer to evenly distributed weights



LENGTH = 1023 mm DEPTH = 400 mm

CABINETS SERIES PERFORM A124

ADJUSTABLE SHELF
DEPTH 345 mm



■ This type of shelf can be fitted only if the **perforated back panel** is not fitted.



■ Containers see page G28-G30

ORD. NO.	DIM. mm	LOAD CAPACITY kg
F AC 2350 01 99	995x345x35 h	100

With 4 hooks

The depth of this shelf is suitable for the following containers:
size 3A2 / size 3



size 3



size 3A2

ADJUSTABLE SHELF
DEPTH 250 mm



■ This type of shelf can be fitted even in the presence of the **perforated back panel**.



■ Containers see page G28-G30

ORD. NO.	DIM. mm	LOAD CAPACITY kg
F AC 2330 06 99	995x250x35 h	25

With 2 guides

The depth of this shelf is suitable for the following containers:
size 2



size 2

CONTAINER HOOKER RAILS



■ This type of rail can be applied to the doors with perforated panels or perforated panels fitted inside the cabinet.



■ Containers see page G28-G30

ORD. NO.	DIM. mm	LOAD CAPACITY kg
F BL 7438 00 99	445x86 h	10

The following containers can be hooked to this type of rail:
size 1 / size 2



size 1



size 2

PERFORATED PANELS



- 01
- 02
- 04
- 08

■ This type of panel is fitted inside the cabinet by means of 4 brackets complete of screws. A maximum of 4 panels can be fitted in height.



■ Hooks see page C66

ORD. NO.	DIM. mm	LOAD CAPACITY kg
F AC 8100 01 04	988x13x456 h	25

With 4 brackets, 4 screws and 4 washers

Not suitable for doors

■ KEY

- RAL 7000 F.01
- RAL 6011 F.02
- RAL 5012 F.04
- RAL 7035 F.08



■ All indicated loads are net and refer to evenly distributed weights






ORD. NO. F AA 1403 55 04
RAL 5012



ORD. NO. F AA 1402 01 08
RAL 7035



FLOOR FIXING SET



2x

- 2 "HILTI" plugs for concrete floors \geq to classes B25/RBK250/MP_A 25 N/mm²
- Recommended traction of the plug: 2.9 KN
- Plug diameter: \varnothing 6 mm

ORD. NO. F AG 9204 00 99

CABINET

ORD. NO.

F AA 1403 55 04

- 3 normal extension drawers, 8 adjustable shelves
- 40 size 1 blue containers
- 44 size 2 grey containers
- 16 size 3A2 blue containers
- 16 container rails

Dim. mm 1023x555x2000 h

Tools excluded

CABINET

ORD. NO.

F AA 1402 01 08

- 4 galvanised adjustable shelves

Dimensions mm 1023x555x2000 h

Tools excluded

RAL 7000 F.01

RAL 6011 F.02

RAL 5012 F.04

RAL 7035 F.08

SUPPLEMENTARY PARTS ■



- Partitioning material see page A224-A225



- **Spare key.** Always indicate the number on the cylinder lock of the key to be replaced.

ORD. NO. R CSC 0002 00

- **Master key.** This type of key opens all the 45 and 46 series locks.

ORD. NO. R CSC 0001 00



LENGTH = 1023 mm DEPTH = 555 mm (54x27 Eh) (24x27 Eh)

CABINETS SERIES PERFORM A130



■ The drawers in the cabinet have a maximum load capacity of 350 kg regardless of the load capacity of the cabinets.

■ Top shelf load capacity 80 kg

ORD. NO.	SHELVES
F AA 1400 01 04	4
Cabinet with 4 shelves depth 500 mm load capacity 100 kg	
Load capacity: 800 kg	
Dimensions mm 1023x555x2000 h	



ORD. NO.	DRAWERS
F AA 1400 02 04	3
Cabinet with 4 shelves depth 500 mm load capacity 100 kg	
3 normal extension drawers load capacity (50 kg)	
Load capacity: 800 kg	
Dimensions mm 1023x555x2000 h	



ORD. NO.	DRAWERS
F AA 1400 07 04	1
Cabinet with 4 shelves depth 500 mm load capacity 100 kg	
1 normal extension drawer load capacity (50 kg)	
Load capacity: 800 kg	
Dimensions mm 1023x555x2000 h	

■ KEY



- The cabinets must be secured to the floor or to the wall
- Top shelf load capacity 80 kg
- Normal extension (87%)
- All indicated loads are net and refer to evenly distributed weights

RAL 7000 F.01	RAL 6011 F.02	RAL 5012 F.04	RAL 7035 F.08
■ Partitioning material see page A224-A225			

CABINETS SERIES PERFORM A130

LENGTH = 1023 mm DEPTH = 555 mm (54x27 Eh) (24x27 Eh)



ORD. NO.

DRAWERS

F AA 1400 11 04**9**

Cabinet with 2 shelves depth 500 mm load capacity 100 kg

9 normal extension drawers load capacity 50 kg

Load capacity: 800 kg. **Dimensions mm 1023x555x2000 h**

ORD. NO.

SHELVES

F AA 1400 13 04**7**

Cabinet with 7 shelves depth 500 mm load capacity 100 kg

Load capacity: 800 kg. **Dimensions mm 1023x555x2000 h****ORD. NO. F AA 1400 63 04**Including: 1 cabinet ORD. NO. **F AA 1400 13 04**

12 size 4A2 blue containers, 12 size 4 grey containers.

Dimensions mm 1023x555x2000 h

ORD. NO.

SHELVES

F AA 1400 15 04**11**

Cabinet with 11 shelves depth 500 mm load capacity 100 kg

Load capacity: 800 kg. **Dimensions mm 1023x555x2000 h****ORD. NO. F AA 1400 65 04**Including: 1 cabinet ORD. NO. **F AA 1400 15 04**,

3 size 272-4 blue stacking containers, 55 blue Multibox 3551, 11 blue

Multibox 3051, 77 guides for Multibox, 66 safety rods for Multibox

■ **REQUEST CATALOGUE**For further information about multibox, please check catalogue **no. 400 section G.**

Cabinets with MULTIBOX are supplied with safety rods to prevent the container exiting completely and with guides rails for precise sliding.



RAL 7000 F.01

RAL 6011 F.02

RAL 5012 F.04

RAL 7035 F.08

KEY ■

■ Partitioning material see page **A224-A225**

- The cabinets must be secured to the floor or to the wall
- Top shelf load capacity 80 kg
- Normal extension (87%)
- All indicated loads are net and refer to evenly distributed weights



LENGTH = 1023 mm DEPTH = 555 mm (54x27 Eh) (24x27 Eh)

CABINETS SERIES PERFORM A130



■ RAL 7000 + ■ RAL 7035

EXAMPLE INCLUDING:**ORD. NO.****DRAWERS****F AA 1400 08 EF****2**

Cabinet with 2 normal extension drawers, load capacity: 800 kg

Dimensions mm 1023x555x2000 h

■ KEY

RAL 7000 F.01

RAL 6011 F.02

RAL 5012 F.04

RAL 7035 F.08

■ Partitioning material see page A224-A225



- The cabinets must be secured to the floor or to the wall
- Top shelf load capacity 80 kg
- Normal extension (87%)

CABINETS SERIES PERFORM A130

LENGTH = 1023 mm DEPTH = 555 mm (54x27 Eh) (24x27 Eh)



ORD. NO.

SHELVES

F AA 1402 01 04**4**

Cabinet with 4 shelves depth 500 mm load capacity 100 kg

Load capacity: 800 kg

Dimensions mm 1023x555x2000 h



ORD. NO.

SHELVES

F AA 1402 02 04**2**

Cabinet with 2 perforated panels, 2 shelves depth 500 mm load capacity 100 kg

Load capacity: 800 kg. **Dimensions mm 1023x555x2000 h****ORD. NO. F AA 1402 52 04**Including: 1 cabinet ORD. NO. **F AA 1402 03 04**,1 set of 43 hooks ORD. NO. **F BL 9515 00 99**

Dim. mm 1023x555x2000 h



ORD. NO.

SHELVES

F AA 1402 03 04**4**

Cabinet with 2 shelves depth 500 mm load capacity 100 kg

2 retractable frames for DIN A4 load capacity 30 kg

Load capacity: 800 kg. **Dimensions mm 1023x555x2000 h**

ORD. NO.

SHELVES

F AA 1402 04 04**4**

Cabinet with 2 perforated panels, 1 shelf depth 480 mm load capacity 50 kg

3 shelves depth 500 mm load capacity 100 kg

Load capacity: 800 kg. **Dimensions mm 1023x555x2000 h****ORD. NO. F AA 1402 54 04**Including: 1 cabinet ORD. NO. **F AA 1402 04 04**, 6 size 4A2 blue containers,6 size 4 grey containers, 1 set of 32 hooks ORD. NO. **F BL 9514 00 99**

Dimensions mm 1023x555x2000 h

RAL 7000 F.01

RAL 6011 F.02

RAL 5012 F.04

RAL 7035 F.08

KEY ■



■ Partitioning material see page **A224-A225**

- The cabinets must be secured to the floor or to the wall
- Top shelf load capacity 80 kg
- 3 mm thickness polycarbonate doors
- All indicated loads are net and refer to evenly distributed weights



LENGTH = 1023 mm DEPTH = 555 mm (54x27 Eh) (24x27 Eh)

CABINETS SERIES PERFORM A130



ORD. NO.

DRAWERS

F AA 1402 05 04**3**

Cabinet with 2 perforated panels, 1 shelf depth 480 mm load capacity 50 kg
 1 shelf depth 500 mm load capacity 100 kg, 3 normal extension drawers 50 kg
 Load capacity: 800 kg. Dimensions mm 1023x555x2000 h

ORD. NO. F AA 1402 55 04

Including: 1 cabinet ORD. NO. F AA 1402 05 04,
 1 set of 22 hooks ORD. NO. F BL 9522 00 99



ORD. NO.

DRAWERS

F AA 1402 06 04**4**

Cabinet with 3 perforated panels, 1 shelf depth 480 mm load capacity 50 kg
 4 normal extension drawers load capacity 50 kg. Load capacity: 800 kg
 Dimensions mm 1023x555x2000 h

ORD. NO. F AA 1402 56 04

Including: 1 cabinet ORD. NO. F AA 1402 06 04,
 1 set of 95 hooks ORD. NO. F BL 9517 00 99

EXAMPLE INCLUDING:

ORD. NO.

F AA ZA03 00 08

1 cabinet ORD. NO. F AA 1550 01 08 with 2 adjustable shelves
 1 cabinet ORD. NO. F AA 1540 01 08 with 5 adjustable shelves
 + 35 Multibox containers with safety rods
 + 40 guides for Multibox containers
 + 1 normal extension drawer
 1 cabinet with polycarbonate doors ORD. NO. F AA 1402 00 08 with
 4 adjustable shelves



■ RAL 7035

■ KEY

RAL 7000 F.01

RAL 6011 F.02


RAL 5012 F.04

RAL 7035 F.08



- The cabinets must be secured to the floor or to the wall
- Top shelf load capacity 80 kg
- Normal extension (87%)
- 3 mm thickness polycarbonate doors
- All indicated loads are net and refer to evenly distributed weights

■ Partitioning
 material see
 page A224-
 A225



CABINETS SERIES PERFORM A130

LENGTH = 1023 mm DEPTH = 555 mm (54x27 Eh) (24x27 Eh)



ORD. NO.

SHELVES

F AA 1403 01 04**5**

Cabinet with 5 shelves depth 345 mm load capacity 50 kg
 2 shelves depth 500 mm load capacity 100 kg, 12 container rails
 Load capacity: 800 kg. **Dimensions mm 1023x555x2000 h**

ORD. NO. **F AA 1403 51 04**

Including: 1 cabinet ORD. NO. **F AA 1403 01 04**, 48 size 1 blue containers,
 5 size 2 grey containers, 20 size 3A2 blue containers, 9 size 4 grey containers
Dimensions mm 1023x555x2000 h



ORD. NO.

DRAWERS

F AA 1403 05 04**3**

Cabinet with 4 shelves depth 250 mm load capacity 25 kg
 3 shelves depth 345 mm load capacity 50 kg, 1 shelf depth 500 mm load
 capacity 100 kg, 16 container rails, 3 normal extension drawers load capacity
 50 kg. Load capacity: 800 kg. **Dimensions mm 1023x555x2000 h**

ORD. NO. **F AA 1403 55 04**

Including: 1 cabinet ORD. NO. **F AA 1403 05 04**, 40 size 1 blue containers,
 44 size 2 grey containers, 16 size 3A2 blue containers.
Dimensions mm 1023x555x2000 h



ORD. NO.

DRAWERS

F AA 1403 06 04**3**

Cabinet with 4 shelves depth 345 mm load capacity 50 kg, 2 shelves depth 500 mm
 load capacity 100 kg, 12 container rails, 3 normal extension drawers load
 capacity 50 kg. Load capacity: 800 kg. **Dimensions mm 1023x555x2000 h**

ORD. NO. **F AA 1403 56 04**

Including: 1 cabinet ORD. NO. **F AA 1403 06 04**, 48 size 1 blue containers,
 5 size 2 grey containers, 20 size 3A2 blue containers.
Dimensions mm 1023x555x2000 h



ORD. NO.

SHELVES

F AA 1403 08 04**4**

Cabinet with 2 perforated panels, 4 shelves depth 345 mm load capacity 50 kg,
 8 container rails. Load capacity: 800 kg
Dim. mm 1023x555x2000 h

ORD. NO. **F AA 1403 58 04**

Including: 1 cabinet ORD. NO. **F AA 1403 08 04**, 8 size 1 blue containers,
 20 size 2 grey containers, 8 size 3A2 blue containers, 8 size 3 blue containers,
 1 set of 92 hooks ORD. NO. **F BL 9521 00 99**. **Dim. mm 1023x555x2000 h**

RAL 7000 F.01

RAL 6011 F.02

RAL 5012 F.04

RAL 7035 F.08

KEY ■



■ Partitioning
 material see
 page **A224-
 A225**

■ Load capaci-
 ty of each
 individual door
 with perforated
 panels: 40 kg

- The cabinets must be secured to the floor or to the wall
- The cabinets with perforated doors must be secured to the wall
- Top shelf load capacity 80 kg
- Normal extension (87%)
- All indicated loads are net and refer to evenly distributed weights



LENGTH = 1023 mm DEPTH = 555 mm (54x27 Eh) (24x27 Eh)

CABINETS SERIES PERFORM A130



ORD. NO. SHELVES

F AA 1403 10 04 2

Cabinet with 2 perforated panels, 1 shelf depth 480 mm load capacity 50 kg,
1 shelf depth 500 mm load capacity 100 kg, 8 container rails
Load capacity: 800 kg

Dimensions mm 1023x555x2000 h

ORD. NO. F AA 1403 60 04

Including: 1 cabinet ORD. NO. F AA 1403 10 04, 8 size 1 blue containers,
16 size 2 grey containers, 1 set of 43 hooks ORD. NO. F BL 9515 00 99
Dimensions mm 1023x555x2000 h



ORD. NO. DRAWERS

F AA 1403 11 04 3

Cabinet with 2 perforated panels, 1 shelf depth 480 mm load capacity 50 kg,
1 shelf depth 500 mm load capacity 100 kg, 8 container rails
3 normal extension drawers load capacity 50 kg. Load capacity: 800 kg

Dimensions mm 1023x555x2000 h

ORD. NO. F AA 1403 61 04

Including: 1 cabinet ORD. NO. F AA 1403 11 04, 8 size 1 blue containers,
16 size 2 grey containers, 1 set of 22 hooks ORD. NO. F BL 9522 00 99
Dimensions mm 1023x555x2000 h



ORD. NO. DRAWERS

F AA 1403 14 04 4

Cabinet with 3 perforated panels, 1 shelf depth 480 mm load capacity 50 kg,
14 container rails, 4 normal extension drawers load capacity 50 kg
Load capacity: 800 kg. Dimensions mm 1023x555x2000 h

ORD. NO. F AA 1403 64 04

Including: 1 cabinet ORD. NO. F AA 1403 14 04, 14 size 1 blue containers,
28 size 2 grey containers, 1 set of 95 hooks ORD. NO. F BL 9517 00 99



RAL 7000

EXAMPLE INCLUDING:

ORD. NO. DRAWERS

F AA 1403 S1 01 3

1 cabinet ORD. NO. F AA 1403 07 01, 1 wooden worktop ORD. NO. F AC 7620 00 00
12 size 1 blue containers, 48 size 2 blue containers

Dimensions mm 1023x555x2000 h

Tools excluded



- The cabinets must be secured to the floor or to the wall
- The cabinets with perforated doors must be secured to the wall
- Top shelf load capacity 80 kg
- Normal extension (87%)
- All indicated loads are net and refer to evenly distributed weights

KEY

RAL 7000 F.01

RAL 6011 F.02

RAL 5012 F.04

RAL 7035 F.08

■ Partitioning material see page A224-A225

■ Load capacity of each individual door with perforated panels: 40 kg



CABINETS SERIES PERFORM



■ RAL 7000 +
■ RAL 5012

EXAMPLE INCLUDING:**ORD. NO.****SHELVES****F AA 1403 S2 71****1**

1 cabinet ORD. NO. F AA 1403, 1 wooden worktop ORD. NO. F AC 7620 00 00

8 size 1 blue containers, 16 size 2 grey containers, 1 set of 64 hooks

Dimensions mm 1023x555x2000 h

Tools and partitioning material excluded

RAL 7000 F.01

RAL 6011 F.02

RAL 5012 F.04

RAL 7035 F.08

SUPPLEMENTARY PARTS ■

■ Partitioning material see page A224-A225



■ **Spare key.** Always indicate the number on the cylinder lock of the key to be replaced.

ORD. NO. R CSC 0002 00

■ **Master key.** This type of key opens all the 45 and 46 series locks.

ORD. NO. R CSC 0001 00



LENGTH = 1023 mm DEPTH = 555 mm (54x27 Eh) (24x27 Eh)

CABINETS SERIES PERFORM A220



Workstation: see catalogue no. 300.



ORD. NO.	SHELVES
F AA 1800 01 04	4
Cabinet with 4 shelves depth 500 mm load capacity 100 kg	
Load capacity: 800 kg	
Dimensions mm 1023x555x2200 h	



ORD. NO.	DRAWERS
F AA 1800 02 04	3
Cabinet with 4 shelves depth 500 mm load capacity 100 kg,	
3 normal extension drawers load capacity 50 kg. Load capacity: 800 kg	
Dimensions mm 1023x555x2200 h	

KEY

RAL 7000 F.01 RAL 6011 F.02 RAL 5012 F.04 RAL 7035 F.08



- The cabinets must be secured to the floor or to the wall
- The cabinets with perforated doors must be secured to the wall
- Top shelf load capacity 80 kg

■ Partitioning material see page A224-A225

■ Workstations: see page C4



CABINETS SERIES PERFORM

EMPTY CABINET WITH DOORS



■ 01
■ 02
■ 04
■ 08

ORD. NO.

F AA 1400 00 04

Load capacity: 800 kg

Dimensions mm 1023x555x2000 h

Internal dimensions mm 995x500x1850 h

The F AA 1400 series cabinets are supplied as standard with 2 floor fixing brackets, 2 wall fixing brackets and 2 levelling devices.

EMPTY CABINET WITH DOORS
WITH PERFORATED PANELS

■ 01
■ 02
■ 04
■ 08

ORD. NO.

F AA 1403 00 04

Load capacity: 800 kg

Load capacity of each individual door: 40 kg

Dimensions mm 1023x555x2000 h

Internal dimensions mm 995x500x1850 h

The F AA 1403 series cabinets are supplied as standard with 2 floor fixing brackets, 2 wall fixing brackets and 2 levelling devices.

EMPTY CABINET WITH 3 mm THICKNESS
POLYCARBONATE DOORS

■ 01
■ 02
■ 04
■ 08

ORD. NO.

F AA 1402 00 04

Load capacity: 800 kg

Dimensions mm 1023x555x2000 h

Internal dimensions mm 995x500x1850 h

The F AA 1402 series cabinets are supplied as standard with 2 floor fixing brackets, 2 wall fixing brackets and 2 levelling devices.



■ 01
■ 02
■ 04
■ 08

EMPTY CABINET WITH ROLLER SHUTTER

ORD. NO.

F AA 1800 00 04

Load capacity: 800 kg

Dimensions mm 1023x555x2200 h

Internal dimensions mm 995x500x1820 h

The F AA 1800 series cabinets are supplied as standard with 2 floor fixing brackets, 2 wall fixing brackets and 2 levelling devices.

■ The cabinets must be secured to the floor or to the wall. If one or more drawers are fitted, the cabinets must be secured to the floor or to the wall (if the drawers are fitted at a height over 1000 mm from the floor, the cabinet must be secured to the wall only). **The cabinets with perforated doors must be secured to the wall.**

■ The drawers in the cabinet have a maximum load capacity of 350 kg regardless of the load capacity of the cabinets.

PAIR OF NORMAL AND TELESCOPIC
EXTENSION DRAWERS 24x27 EH

■ 01
■ 02
■ 04



ORD. NO.

F AC 1600 00 04

EXTENSION

NORMAL

F AC 1650 00 04

TELESCOPIC

Normal extension drawer load capacity: 50 kg

Full extension drawer load capacity: 60 kg

Internal dim. mm 396x447x85 h (each drawer)NORMAL AND TELESCOPIC EXTENSION
DRAWERS 54x27 EH

■ 01
■ 02
■ 04



ORD. NO.

F AC 1200 00 04

EXTENSION

NORMAL

F AC 1250 00 04

TELESCOPIC

Normal extension drawer load capacity: 50 kg

Full extension drawer load capacity: 100 kg

Internal dim. mm 906x447x85 hTELESCOPIC EXTENSION SUSPENSION
FOLDER FRAME FOR SUSPENSION FOLDER
DIN A4

ORD. NO.

F AC 7500 00 07

OVERALL DIM. mm

990x500

The suspension folder frames are supplied with telescopic extension guide rails (100% extension) with 30 kg load capacity.

For suspension folders DIN A4

RAL 7000 F.01

RAL 6011 F.02

RAL 5012 F.04

RAL 7035 F.08

KEY ■



■ All indicated loads are net and refer to evenly distributed weights

■ Partitioning material see page **A224-A225**

■ The cabinets must be secured to the floor or to the wall
 ■ The cabinets with perforated doors must be secured to the wall
 ■ Top shelf load capacity 80 kg (F AA 1400 /1402/1403)
 ■ Normal extension (87%)
 ■ Telescopic extension (100%)



LENGTH = 1023 mm DEPTH = 555 mm (54x27 Eh) (24x27 Eh)

CABINETS SERIES PERFORM

**ADJUSTABLE SHELF
DEPTH 500 mm**



99

■ This type of shelf can be fitted only if the **perforated back panel** is **not** fitted. It is **not** possible to fit Multibox series containers on **shelves with 1 strengthening bar**.

ORD. NO.	DIM. mm	STRENGTH. BAR	LOAD CAP. kg
F AC 2500 01 99	995x500x35 h	0	100
F AC 2500 03 99	995x500x35 h	1	180

The depth of this shelf is suitable for the following containers:
size 4A2 / size 4 / size 4A5



size 4A2

size 4

size 4A5



■ Containers see page G28-G30

**ADJUSTABLE SHELF
DEPTH 480 mm**



99

■ This type of shelf **can** be fitted even in the presence of the **perforated back panel**.

ORD. NO.	DIM. mm	LOAD CAPACITY kg
F AC 2480 07 99	995x480x35 h	50


The depth of this shelf is suitable for the following containers:
size 4A2 / size 4 / size 4A5



size 4A5

size 4

size 4A2



■ Containers see page G28-G30

**ADJUSTABLE SHELF
DEPTH 345 mm**



99

■ This type of shelf **can** be fitted when the **perforated back panel** is used or when the size 1 containers are hooked on the perforated door panels.

ORD. NO.	DIM. mm	LOAD CAPACITY kg
F AC 2350 07 99	995x345x35 h	50

The depth of this shelf is suitable for the following containers:
size 3A2 / size 3



size 3

size 3A2



■ Containers see page G28-G30

**ADJUSTABLE SHELF
DEPTH 250 mm**



99

■ This type of shelf **can** be fitted when the **perforated back panel** is used or when the size 2 containers are hooked on the perforated door panels.

ORD. NO.	DIM. mm	LOAD CAPACITY kg
F AC 2330 07 99	995x345x35 h	25

The depth of this shelf is suitable for the following containers:
size 2



size 2



■ Containers see page G28-G30

CONTAINER RAILS



99

■ This type of rail can be applied to the doors with perforated panels or to the perforated panels fitted inside the cabinet.

ORD. NO.	DIM mm	LOAD CAPACITY kg
F BL 7438 00 99	445x86 h	10

The depth of this shelf is suitable for the following containers:
size 1 / size 2



size 1

size 2



■ Containers see page G28-G30

**PERFORATED
PANELS**




01
02
04
08

■ This type of panel is fitted inside the cabinet by means of 4 brackets complete of screws. A maximum of 4 panels can be fitted in height.

ORD. NO.	DIM. mm	LOAD CAPACITY kg
F AC 8100 01 04	988x13x456 h	25

With 4 brackets, 4 screws e 4 washers


Not suitable for doors



■ Hooks see page C66

CABINETS SERIES PERFORM A


27x27 Eh



ORD. NO. FOR FRONT HEIGHTS

F FH 0100 01 00 100


Set including:
1 Slotted partition 455 mm



ORD. NO. FOR FRONT HEIGHTS

F FH 0100 02 00 100


Set including:
1 Slotted partition 455 mm
1 Plain partition 200 mm
1 Plain partition 251 mm



ORD. NO. FOR FRONT HEIGHTS

F FH 0100 04 00 100


Set including:
2 Slotted partitions 455 mm
3 Plain partitions 149 mm



ORD. NO. FOR FRONT HEIGHTS

F FH 0100 07 00 100


Set including:
9 Plastic boxes 150x150 mm



ORD. NO. FOR FRONT HEIGHTS

F FH 0100 08 00 100

Set including:
6 Plastic boxes 150x75 mm
6 Plastic boxes 150x150 mm



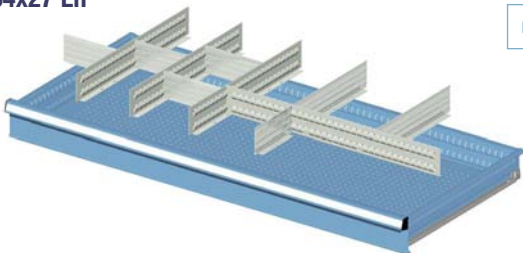
ORD. NO. FOR FRONT HEIGHTS

F FH 0100 09 00 100

Set including:
18 Plastic boxes 150x75 mm

64x27 Eh


■ Partitioning material see page A180



ORD. NO. FOR FRONT HEIGHTS

F FH 0250 03 00 100


Set including:
3 Slotted partitions 455 mm
1 Slotted partition 600 mm
3 Plain partitions 149 mm
2 Plain partitions 166 mm
2 Plain partitions 302 mm



ORD. NO. FOR FRONT HEIGHTS

F FH 0250 04 00 100

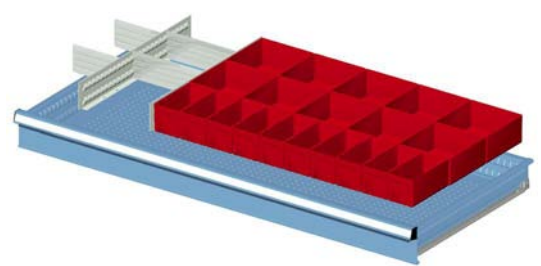
Set including:
3 Slotted partitions 455 mm
1 Plain partition 166 mm
3 Plain partitions 302 mm



ORD. NO. FOR FRONT HEIGHTS

F FH 0250 05 00 100

Set including:
1 Slotted partition 455 mm
14 Plastic boxes 150x75 mm
14 Plastic boxes 150x150 mm




ORD. NO. FOR FRONT HEIGHTS

F FH 0250 06 00 100


Set including:
2 Slotted partitions 455 mm
2 Plain partitions 132 mm
2 Plain partitions 200 mm
10 Plastic boxes 150x75 mm
10 Plastic boxes 150x150 mm

24X27 EH / 54X27 EH


CABINETS SERIES PERFORM A



ORD. NO.	FOR FRONT HEIGHTS
F FH 0050 01 00	100
Set including:	
1 Slotted partition	455 mm
2 Plain partitions	200 mm




ORD. NO.	FOR FRONT HEIGHTS
F FH 0050 02 00	100
Set including:	
2 Slotted partitions	455 mm
3 Plain partitions	132 mm




ORD. NO.	FOR FRONT HEIGHTS
F FH 0050 03 00	100
Set including:	
3 Slotted partitions	455 mm
4 Plain partitions	98 mm


24x27 Eh



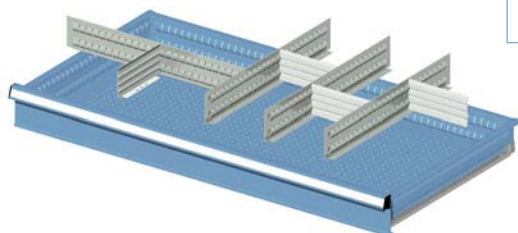
ORD. NO.	FOR FRONT HEIGHTS
F FH 0050 07 00	100
Set including:	
1 Slotted partition	455 mm
4 Plastic boxes	150x75 mm
4 Plastic boxes	150x150 mm



ORD. NO.	FOR FRONT HEIGHTS
F FH 0050 08 00	100
Set including:	
3 Plastic boxes	150x75 mm
6 Plastic boxes	150x150 mm




ORD. NO.	FOR FRONT HEIGHTS
F FH 0050 09 00	100
Set including:	
15 Plastic boxes	150x75 mm




ORD. NO.	FOR FRONT HEIGHTS
F FH 0200 01 00	100
Set including:	
4 Slotted partitions	455 mm
4 Plain partitions	149 mm

■ Partitioning material see page A180




ORD. NO.	FOR FRONT HEIGHTS
F FH 0200 02 00	100
Set including:	
5 Slotted partitions	455 mm
10 Plain partitions	149 mm

54x27 Eh



ORD. NO.	FOR FRONT HEIGHTS
F FH 0200 05 00	100
Set including:	
36 Plastic boxes	150x75 mm



ORD. NO.	FOR FRONT HEIGHTS
F FH 0200 06 00	100
Set including:	
12 Plastic boxes	150x75 mm
12 Plastic boxes	150x150 mm

CABINETS SERIES PERFORM A700

ORD. NO. F AB 7302 01 01
RAL 7000ORD. NO. F AB 7200 02 04
RAL 5012ORD. NO. F AB 7100 03 08
RAL 7035

FLOOR FIXING SET



2x

- 2 "HILTI" plugs for concrete floors \geq to classes B25/RBK250/MPA 25 N/mm²
- Recommended traction of the plug: 2.9 KN
- Plug diameter: \varnothing 6 mm

ORD. NO. F AG 9204 00 99

CABINET

ORD. NO.

F AB 7100 03 08

Complete with:
4 galvanised adjustable shelves
1 centre support

Dim. mm 2046x450x2000 h

Storage containers excluded

CABINET

ORD. NO.

F AB 7200 02 04

Complete with:
2 galvanised adjustable shelves
1 centre support

Dim. mm 2046x450x1200 h

CABINET

ORD. NO.

F AB 7302 01 01

Complete with:
8 galvanised adjustable shelves
1 centre support

Dim. mm 2046x450x2000 h

Tools excluded

RAL 7000 F.01

RAL 6011 F.02

RAL 5012 F.04

RAL 7035 F.08

SUPPLEMENTARY PARTS ■



■ 4 mm
thickness
polycarbonate
doors



- **Spare key.** Always indicate the number on the cylinder lock of the key to be replaced.

ORD. NO. R CSC 0002 00

- **Master key.** This type of key opens all the 45 and 46 series locks.

ORD. NO. R CSC 0001 00



LENGTH = 2046 mm DEPTH = 450 mm

CABINETS SERIES PERFORM A700



ORD. NO.	SHELVES
F AB 7100 02 04	2
Cabinet with 2 shelves depth 370 mm load capacity 100 kg	
1 centre support	
Cabinet load capacity: 300 kg per compartment	
Dimensions mm 2046x450x1000 h	



ORD. NO.	SHELVES
F AB 7100 03 04	4
Cabinet with 4 shelves depth 370 mm load capacity 100 kg	
1 centre support	
Cabinet load capacity: 300 kg per compartment	
Dimensions mm 2046x450x1000 h	



ORD. NO.	SHELVES
F AB 7200 03 04	4
Cabinet with 4 shelves depth 370 mm load capacity 100 kg	
1 centre support	
Cabinet load capacity: 300 kg per compartment	
Dimensions mm 2046x450x1200 h	



ORD. NO.	SHELVES
F AB 7200 06 04	2
Cabinet with 2 shelves depth 370 mm load capacity 100 kg	
2 retractable frames for DIN A4 folders load capacity 30 kg	
1 centre support	
Cabinet load capacity: 300 kg per compartment	
Dimensions mm 2046x450x1200 h	

ORD. NO.	F AB 7200 53 04
Including: 1 cabinet ORD. NO. F AB 7200 03 04 , 2 size 2 grey containers, 8 size 3 blue containers	

KEY



- If the cabinet is with retractable frames it must be fixed to the floor or to the wall
- Top shelf load capacity 80 kg
- All indicated loads are net and refer to evenly distributed weights

RAL 7000 F.01 RAL 6011 F.02 RAL 5012 F.04 RAL 7035 F.08



CABINETS SERIES PERFORM A700



ORD. NO.	SHELVES
F AB 7300 01 04	8
Cabinet with 8 shelves depth 370 mm load capacity 100 kg	
1 centre support	
Cabinet load capacity: 400 kg per compartment	
Dimensions mm 2046x450x2000 h	



ORD. NO.	SHELVES
F AB 7300 03 04	10
Cabinet with 10 shelves depth 370 mm load capacity 100 kg, 1 centre support	
Cabinet load capacity: 400 kg per compartment	
Dimensions mm 2046x450x2000 h	

ORD. NO. F AB 7300 53 04

Including: 1 cabinet ORD. NO. **F AB 7300 03 04**, 6 size 2 grey containers, 8 size 3A2 blue containers, 16 size 3 blue containers



ORD. NO.	SHELVES
F AB 7300 05 04	4
Cabinet with 4 shelves depth 370 mm load capacity 100 kg	
4 retractable frames for DIN A4 folders load capacity 300 kg	
1 centre support	
Cabinet load capacity: 400 kg per compartment	
Dimensions mm 2046x450x2000 h	



ORD. NO.	SHELVES
F AB 7302 01 04	8
Cabinet with 8 shelves depth 370 mm load capacity 100 kg, 1 centre support	
Cabinet load capacity: 400 kg per compartment	
Dimensions mm 2046x450x2000 h	

ORD. NO. F AB 7302 51 04

Including: 1 cabinet ORD. NO. **F AB 7302 01 04**, 2 size 2 grey containers, 4 size 3A2 blue containers, 4 size 3 blue containers

RAL 7000 F.01

RAL 6011 F.02

RAL 5012 F.04

RAL 7035 F.08

KEY ■



■ 4 mm thickness polycarbonate doors

- The cabinets must be secured to the floor or to the wall
- Top shelf load capacity 80 kg
- All indicated loads are net and refer to evenly distributed weights



LENGTH = 2046 mm DEPTH = 450 mm

CABINETS SERIES PERFORM A700



■ RAL 7000

EXAMPLE INCLUDING:

ORD. NO.

F AB ZA01 00 01

1 cabinet ORD. NO. **F AB 7302 00 01** with 5 adjustable shelves, 4 perforated panels e 1 set of 95 hooks (tools excluded)

1 cabinet ORD. NO. **F AB 7100 01 01** with 6 adjustable shelves, 8 size 3A2 blue containers e 24 size 3 blue containers

1 upper shelf ORD. NO. **F UZ 3040 13 07**, 8 Practibox ORD. NO. **F PG 1571 01 01**

10 non-slip mattings ORD. NO. **F PX 2541 00 01** with edging and corner

Dimensions mm 4092x450x2000 h

Tools excluded

■ INFO

RAL 7000 F.01

RAL 6011 F.02

RAL 5012 F.04

RAL 7035 F.08



www.famispaspa.com



CABINETS SERIES PERFORM A700

EMPTY CABINET WITH DOORS AND CENTRE SUPPORT



- 01
- 02
- 04
- 08

ORD. NO.

F AB 7100 01 04

Load capacity: 300 kg per compartment

Dimensions mm 2046x450x1000 h

Internal dimensions of each compartment mm 995x370x850 h

The F AB 7100 series cabinets are supplied as standard with 2 floor fixing brackets, 2 wall fixing brackets and 2 levelling devices.

EMPTY CABINET WITH DOORS AND CENTRE SUPPORT



- 01
- 02
- 04
- 08

ORD. NO.

F AB 7200 01 04

Load capacity: 300 kg per compartment

Dimensions mm 2046x450x1200 h

Internal dimensions of each compartment mm 995x370x1050 h

The F AB 7200 series cabinets are supplied as standard with 2 floor fixing brackets, 2 wall fixing brackets and 2 levelling devices.

EMPTY CABINET WITH DOORS AND CENTRE SUPPORT



- 01
- 02
- 04
- 08

ORD. NO.

F AB 7300 00 04

Load capacity: 400 kg per compartment

Dimensions mm 2046x450x2000 h

Internal dimensions of each compartment mm 995x370x1850 h

The F AB 7300 series cabinets are supplied as standard with 4 floor fixing brackets, 4 wall fixing brackets and 4 levelling devices.

EMPTY CABINET WITH POLYCARBONATE DOORS AND CENTRE SUPPORT



- 01
- 02
- 04
- 08

ORD. NO.

F AB 7302 00 04

Load capacity: 400 kg per compartment

Dimensions mm 2046x450x2000 h

Internal dimensions of each compartment mm 995x370x1850 h

The F AB 7302 series cabinets are supplied as standard with 4 floor fixing brackets, 4 wall fixing brackets and 4 levelling devices.

■ 4 mm thickness polycarbonate doors

■ **Fixing cabinets series F AB 7100 / F AB 7200**
The cabinet should be fixed to the floor or to the wall. If the cabinets are placed on the top of the other, they must be secured to the wall.

■ **Fixing cabinets series F AB 7300 / F AB 7302**
The cabinets must be secured to the floor or to the wall. If the cabinets are placed on the top of the other, they must be secured to the wall.

FULL EXTENSION SUSPENSION FOLDER FRAME FOR SUSPENSION FOLDER DIN A4

ORD. NO.

F AC 7400 00 07

The suspension folder frames are supplied with full extension guide rails (100% extension) with 30 kg load capacity

Overall dimensions: 990x370 mm


For suspension folders DIN A4



- RAL 7000 F.01
- RAL 6011 F.02
- RAL 5012 F.04
- RAL 7035 F.08

KEY ■

■ All indicated loads are net and refer to evenly distributed weights



LENGTH = 2046 mm DEPTH = 450 mm

CABINETS SERIES PERFORM A700


ADJUSTABLE SHELF
DEPTH 370 mm



This type of shelf can be assembled only if the perforated back panel is not fitted.



Containers see page G28-G30



size 3

size 3A2

ORD. NO.	DIM. mm	STRENGTH. BAR	LOAD CAPACITY kg
F AC 2450 01 99	995x370x35 h	0	100
F AC 2450 03 99	995x370x35 h	1	150

With 4 hooks

The depth of this shelf is suitable for the following containers:
size 3A2 / size 3

TOP SHELF WITH 3 EDGES




07



Oil-resistant rubber

PERFORATED PANEL



01 02 04 08

This type of panel is fitted inside the cabinet by means of 4 brackets complete of screws. A maximum of 4 panels can be fitted in height.

Hooks see page C66

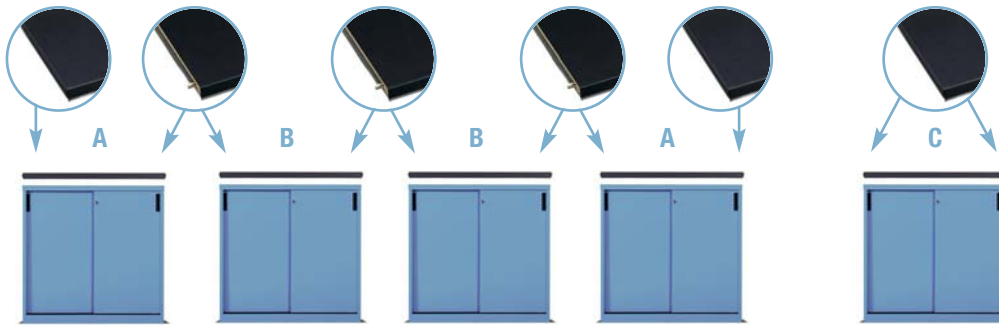
ORD. NO.	DIM. mm
F AC 4450 01 07	2046x450x20 h

For cabinet F AB 7100 / 7200

ORD. NO.	DIM. mm	LOAD CAPACITY kg
F AC 8100 01 04	988x13x456 h	25

With 4 brackets, 4 screws and 4 washers

UPPER MDF TOP WITH RUBBER OR PVC COVERING DIMENSIONS 2046x450x31,5 mm H



ORD. NO. F UZ 9997 00 00

Drilling of the cabinet upper shelf for the MDF top fixing.



Detail of the oil-resistant rubber



A



B



C

ORD. NO.
F UZ 3040 11 07
MDF top with rubber covering
Side profile
For end cabinets
Oil-resistant rubber mat

ORD. NO.
F UZ 3040 12 07
MDF top with rubber covering
No side profile
For additional central cabinets
Oil-resistant rubber mat

ORD. NO.
F UZ 3040 13 07
MDF top with rubber covering
2 side profiles
For single cabinet
Oil-resistant rubber mat

KEY

RAL 7000 F.01 RAL 6011 F.02 RAL 5012 F.04 RAL 7035 F.08



All indicated loads are net and refer to evenly distributed weights



ORD. NO. F AB 5302 02 08
RAL 7035ORD. NO. F AB 5200 03 04
RAL 5012ORD. NO. F AB 5100 03 01
RAL 7000

FLOOR FIXING SET



2x

- 2 "HILTI" plugs for concrete floors \geq to classes B25/RBK250/MP_A 25 N/mm²
- Recommended traction of the plug: 2.9 KN
- Plug diameter: \varnothing 6 mm

ORD. NO. F AG 9204 00 99

CABINET

ORD. NO.

F AB 5100 03 01

Complete with:
2 galvanised adjustable shelves
Dim. mm 1500x450x1000 h

Accessories excluded

CABINET

ORD. NO.

F AB 5200 03 04

Complete with:
2 galvanised adjustable shelves
Dim. mm 1500x450x1200 h

CABINET

ORD. NO.

F AB 5302 02 08

Complete with:
8 galvanised adjustable shelves
1 centre support
Dim. mm 1500x450x2000 h

Accessories excluded

RAL 7000 F.01

RAL 6011 F.02

RAL 5012 F.04

RAL 7035 F.08

SUPPLEMENTARY PARTS ■



- **Spare key.** Always indicate the number on the cylinder lock of the key to be replaced.

ORD. NO. R CSC 0002 00

- **Master key.** This type of key opens all the 45 and 46 series locks.

ORD. NO. R CSC 0001 00



LENGTH = 1500 mm DEPTH = 450 mm (78x36 Eh)

CABINETS SERIES PERFORM A500



ORD. NO. SHELVES

F AB 5100 02 04 1

Cabinet with 1 shelf depth 370 mm load capacity 100 kg

Without centre support

Cabinet load capacity: 600 kg. **Dimensions mm 1500x450x1000 h**

ORD. NO. SHELVES

F AB 5100 06 04 2

Cabinet with 2 shelves depth 370 mm load capacity 150 kg

1 centre support

Cabinet load capacity: 600 kg. **Dimensions mm 1500x450x1000 h**



ORD. NO. SHELVES

F AB 5200 03 04 2

Cabinet with 2 shelves depth 370 mm load capacity 100 kg

Without centre support

Cabinet load capacity: 600 kg. **Dimensions mm 1500x450x1200 h**

ORD. NO. SHELVES

F AB 5200 08 04 4

Cabinet with 4 shelves depth 370 mm load capacity 150 kg

1 centre support

Cabinet load capacity: 600 kg. **Dimensions mm 1500x450x1200 h**

ORD. NO. F AB 5200 53 04

Including: 1 cabinet ORD. NO. **F AB 5200 03 04**, 6 size 3 blue containers

EXAMPLE INCLUDING:

ORD. NO.

F AB ZA02 00 EF

2 cabinets without doors ORD. NO. **F AB 5101 00 01**
with 2 adjustable shelves each

2 pairs of sliding doors ORD. NO. **F AC 0210 00 08**

2 upper shelves ORD. NO. **F UZ 3030 11 07**

Dimensions mm 3000x450x1030 h

Tools excluded



■ RAL 7035 + ■ RAL 7000

■ **KEY**

■ RAL 7000 F.01 ■ RAL 6011 F.02 ■ RAL 5012 F.04 ■ RAL 7035 F.08



- We suggest to secure the cabinet to the floor or to the wall
- Top shelf load capacity 80 kg
- All indicated loads are net and refer to evenly distributed weights



CABINETS SERIES PERFORM A500



ORD. NO.

SHELVES

F AB 5300 02 04**4**

Cabinet with 4 shelves depth 370 mm load capacity 100 kg

Without centre support

Cabinet load capacity: 800 kg

Dimensions mm 1500x450x2000 h

ORD. NO.

SHELVES

F AB 5300 04 04**5**

Cabinet with 5 shelves depth 370 mm load capacity 100 kg

Without centre support. Cabinet load capacity: 800 kg**Dimensions mm 1500x450x2000 h****ORD. NO. F AB 5300 54 04**Including: 1 cabinet ORD. NO. **F AB 5300 04 04**, 12 size 3 blue containers

ORD. NO.

SHELVES

F AB 5300 07 04**10**

Cabinet with 10 shelves depth 370 mm load capacity 150 kg, 1 centre support

Cabinet load capacity: 800 kg

Dimensions mm 1500x450x2000 h**ORD. NO. F AB 5300 57 04**Including: 1 cabinet ORD. NO. **F AB 5300 07 04**, 24 size 3 blue containers

ORD. NO.

SHELVES

F AB 5302 02 04**8**

Cabinet with 8 shelves depth 370 mm load capacity 150 kg, 1 centre support

Cabinet load capacity: 800 kg

Dimensions mm 1500x450x2000 h**ORD. NO. F AB 5302 52 04**Including: 1 cabinet ORD. NO. **F AB 5302 02 04**, 9 size 3 blue containers

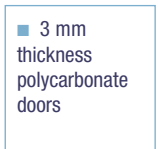
RAL 7000 F.01

RAL 6011 F.02

RAL 5012 F.04

RAL 7035 F.08

KEY ■

■ 3 mm
thickness
polycarbonate
doors

- The cabinets must be secured to the floor or to the wall
- Top shelf load capacity 80 kg
- All indicated loads are net and refer to evenly distributed weights



LENGTH = 1500 mm DEPTH = 450 mm

CABINETS SERIES PERFORM A500



EXAMPLE INCLUDING:

ORD. NO.

F AB ZA03 00 3U

2 cabinets ORD. NO. **F AB 5302 00 3U**, 1 centre support ORD. NO. **F AC 3300 00 99**

2 cabinets ORD. NO. **F AB 5200 00 3U**, 8 galvanised adjustable shelves ORD. NO. **F AC 2250 01 99**, 8 galvanised adjustable shelves ORD. NO. **F AC 2650 01 99**

2 upper shelves ORD. NO. **F UZ 3030 31 00**

2 perforated panels prepared for wall fixing (supplied without plugs) ORD. NO. **F BL 1220 00 3U**

Dimensions mm 6000x450x2000 h

Tools excluded

■ **INFO**

RAL 7000 F.01

RAL 6011 F.02

RAL 5012 F.04

RAL 7035 F.08



www.famispaspa.com



CABINETS SERIES PERFORM A500

EMPTY CABINET WITH DOORS WITHOUT CENTRE SUPPORT



■ 01
■ 02
■ 04
■ 08

ORD. NO.

F AB 5100 00 04

Load capacity: 600 kg

Dimensions mm 1500x450x1000 h

Internal dimensions mm 1470x370x850 h

The F AB 5100 series cabinets are supplied as standard with 2 floor fixing brackets, 2 wall fixing brackets and 2 levelling devices.

EMPTY CABINET WITH DOORS WITHOUT CENTRE SUPPORT



■ 01
■ 02
■ 04
■ 08

ORD. NO.

F AB 5200 00 04

Load capacity: 600 kg

Dimensions mm 1500x450x1200 h

Internal dimensions mm 1470x370x1050 h

The F AB 5200 series cabinets are supplied as standard with 2 floor fixing brackets, 2 wall fixing brackets and 2 levelling devices.

EMPTY CABINET WITH DOORS WITHOUT CENTRE SUPPORT



■ 01
■ 02
■ 04
■ 08

ORD. NO.

F AB 5300 00 04

Load capacity: 800 kg

Dimensions mm 1500x450x2000 h

Internal dimensions mm 1470x370x1850 h

The F AB 5300 series cabinets are supplied as standard with 2 floor fixing brackets, 2 wall fixing brackets and 2 levelling devices.

EMPTY CABINET WITH POLYCARBONATE DOORS WITHOUT CENTRE SUPPORT



■ 01
■ 02
■ 04
■ 08

ORD. NO.

F AB 5302 00 04

Load capacity: 800 kg

Dimensions mm 1500x450x2000 h

Internal dimensions mm 1470x370x1850 h

The F AB 5302 series cabinets are supplied as standard with 2 floor fixing brackets, 2 wall fixing brackets and 2 levelling devices.

■ 3 mm thickness polycarbonate doors

■ Fixing cabinets series F AB 5100 / F AB 5200

The cabinet should be fixed to the floor or to the wall. If the cabinets are placed on the top of the other, they must be secured to the wall.

■ Fixing cabinets series F AB 5300 / F AB 5302

The cabinets must be secured to the floor or to the wall. If the cabinets are placed on the top of the other, they must be secured to the wall.

TOP SHELF WITH 3 EDGES

ORD. NO.

F AC 4350 01 07

DIM. mm

1500x450x20 h

For cabinet F AB 5100 / 5200



■ 07



■ Oil-resistant rubber mat

RAL 7000 F.01

RAL 6011 F.02

RAL 5012 F.04

RAL 7035 F.08

INFO ■



LENGTH = 1500 mm DEPTH = 450 mm

CABINETS SERIES PERFORM A500

ADJUSTABLE SHELF DEPTH 370 mm



■ 99

ADJUSTABLE SHELF DEPTH 370 mm



■ 99

ORD. NO.	DIM. mm	LOAD CAPACITY kg
F AC 2650 01 99	1470x370x35 h	100
With 4 hooks		
The depth of this shelf is suitable for the following containers: size 3A2 / size 3		

ORD. NO.	DIM. mm	LOAD CAPACITY kg
F AC 2250 01 99	722x370x35 h	150
With 4 hooks		
The depth of this shelf is suitable for the following containers: size 3A2 / size 3		



size 3A2



size 3

■ This type of shelf can only be used if there is **no centre support**.

■ Containers see page **G28-G30**



size 3A2



size 3

■ This type of shelf can **only** be used when there is a **centre support**.

■ Containers see page **G28-G30**

CENTRE SUPPORT FOR CABINETS


ORD. NO.	REF.
F AC 3100 00 99	A
F AC 3200 00 99	B
F AC 3300 00 99	C

■ The centre support cannot be ordered separately from the cabinet



■ 99

A
For cabinet 450 mm depth and 1000 mm height



■ 99

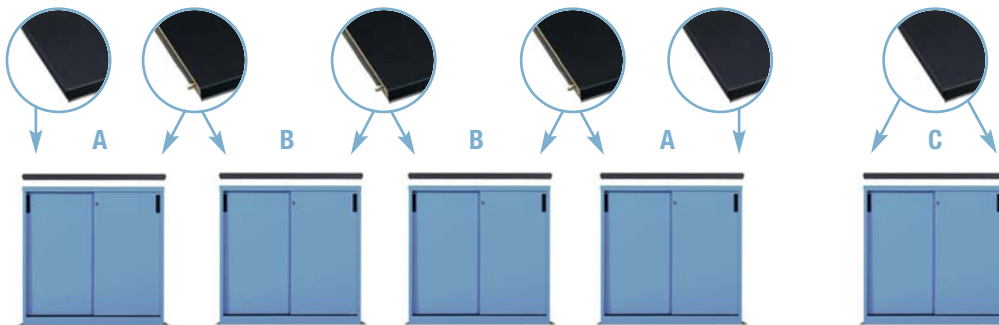
B
For cabinet 450 mm depth and 1200 mm height



■ 99

C
For cabinet 450 mm depth and 2000 mm height

UPPER MDF TOP WITH RUBBER OR PVC COVERING DIMENSIONS 1500x450x31,5 mm H



ORD. NO. **F UZ 9998 00 00**

Drilling of the cabinet upper shelf for the MDF top fixing.




Detail of the oil-resistant rubber



■ 07

A



■ 07

B



■ 07

C

ORD. NO.
F UZ 3030 11 07
MDF top with rubber covering
Side profile
For end cabinets Oil-resistant rubber mat

ORD. NO.
F UZ 3030 12 07
MDF top with rubber covering
No side profile
For additional central cabinets Oil-resist. rubber mat

ORD. NO.
F UZ 3030 13 07
MDF top with rubber covering
2 side profiles
For single cabinet Oil-resistant rubber mat

■ KEY

RAL 7000 F.01

RAL 6011 F.02

RAL 5012 F.04

RAL 7035 F.08



■ All indicated loads are net and refer to evenly distributed weights



CABINETS SERIES PERFORM A300

ORD. NO. F AB 3300 03 08
RAL 7035ORD. NO. F AB 3200 02 01
RAL 7000ORD. NO. F AB 3100 02 04
RAL 5012

FLOOR FIXING SET



2x

- 2 "HILTI" plugs for concrete floors \geq to classes B25/RBK250/MP_A 25 N/mm²
- Recommended traction of the plug: 2.9 KN
- Plug diameter: \varnothing 6 mm

ORD. NO. F AG 9204 00 99

CABINET

ORD. NO.

F AB 3100 02 04

Complete with:

2 galvanised adjustable shelves

Dim. mm 1023x450x1000 h

Tools excluded

CABINET

ORD. NO.

F AB 3200 02 01

Complete with:

2 galvanised adjustable shelves

Dim. mm 1023x450x1200 h

CABINET

ORD. NO.

F AB 3300 03 08

Complete with:

5 galvanised adjustable shelves

Dim. mm 1023x450x2000 h

Tools excluded

RAL 7000 F.01

RAL 6011 F.02

RAL 5012 F.04

RAL 7035 F.08

SUPPLEMENTARY PARTS ■



- **Spare key.** Always indicate the number on the cylinder lock of the key to be replaced.

ORD. NO. R CSC 0002 00

- **Master key.** This type of key opens all the 45 and 46 series locks.

ORD. NO. R CSC 0001 00



LENGTH = 1023 mm DEPTH = 450 mm

CABINETS SERIES PERFORM A300



ORD. NO.	SHELVES
F AB 3100 01 04	1
Cabinet with 1 shelf depth 370 mm load capacity 100 kg	
Cabinet load capacity: 600 kg	
Dimensions mm 1023x450x1000 h	



ORD. NO.	SHELVES
F AB 3100 02 04	2
Cabinet with 2 shelves depth 370 mm load capacity 100 kg	
Cabinet load capacity: 600 kg	
Dimensions mm 1023x450x1000 h	



ORD. NO.	SHELVES
F AB 3100 04 04	3
Cabinet with 3 shelves depth 370 mm load capacity 100 kg	
Cabinet load capacity: 600 kg	
Dimensions mm 1023x450x1000 h	



ORD. NO.	SHELVES
F AB 3200 02 04	2
Cabinet with 2 shelves depth 370 mm load capacity 100 kg	
Cabinet load capacity: 600 kg	
Dimensions mm 1023x450x1200 h	



ORD. NO.	SHELVES
F AB 3200 04 04	3
Cabinet with 3 shelves depth 370 mm load capacity 100 kg	
Cabinet load capacity: 600 kg	
Dimensions mm 1023x450x1200 h	

ORD. NO. F AB 3100 54 04
Including: 1 cabinet ORD. NO. F AB 3100 04 04
8 size 3 blue containers, 8 size 3A2 blue containers

■ We suggest to secure the cabinet to the floor or to the wall

■ Top shelf load capacity 80 kg

■ The cabinet must be fixed to the floor or to the wall



ORD. NO.	SHELVES
F AB 3300 01 04	4
Cabinet with 4 shelves depth 370 mm load capacity 100 kg	
Cabinet load capacity: 800 kg	
Dimensions mm 1023x450x2000 h	



ORD. NO.	SHELVES
F AB 3300 03 04	5
Cabinet with 5 shelves depth 370 mm load capacity 100 kg	
Cabinet load capacity: 800 kg	
Dimensions mm 1023x450x2000 h	



ORD. NO.	SHELVES
F AB 3300 04 04	6
Cabinet with 6 shelves depth 370 mm load capacity 100 kg	
Cabinet load capacity: 800 kg	
Dimensions mm 1023x450x2000 h	

CABINETS SERIES PERFORM A300

EMPTY CABINET WITH DOORS



- 01
- 02
- 04
- 08

ORD. NO.

F AB 3100 00 04

Cabinet load capacity: 600 kg

Dimensions mm 1023x450x1000 h

Internal dimensions mm 995x370x850 h

The F AB 3100 series cabinets are supplied as standard with 2 floor fixing brackets, 2 wall fixing brackets and 2 levelling devices.

■ Fixing cabinets series F AB 3100 / F AB 3200

The cabinet should be fixed to the floor or to the wall. If the cabinets are placed on the top of the other, they must be secured to the wall.

EMPTY CABINET WITH DOORS



- 01
- 02
- 04
- 08

ORD. NO.

F AB 3200 00 04

Cabinet load capacity: 600 kg

Dimensions mm 1023x450x1200 h

Internal dimensions mm 995x370x1050 h

The F AB 3200 series cabinets are supplied as standard with 2 floor fixing brackets, 2 wall fixing brackets and 2 levelling devices.

■ Fixing cabinets series F AB 3300

The cabinet must be secured to the floor or to the wall. If the cabinets are placed on the top of the other, they must be secured to the wall.

EMPTY CABINET WITH DOORS



- 01
- 02
- 04
- 08

ORD. NO.

F AB 3300 00 04

Cabinet load capacity: 800 kg

Dimensions mm 1023x450x2000 h

Internal dimensions mm 995x370x1850 h

The F AB 3300 series cabinets are supplied as standard with 2 floor fixing brackets, 2 wall fixing brackets and 2 levelling devices.

TOP SHELF WITH 3 EDGES



07

ORD. NO.

F AC 4150 01 07

Dimensions mm 1023x450x20 h

For cabinet F AB 3100 / 3200 ...

■ Oil-resistant rubber



ADJUSTABLE SHELF DEPTH 370 mm



99

ORD. NO.

STRENGTH. BAR LOAD CAPACITY

F AC 2450 01 99	0	100 kg
F AC 2450 03 99	1	150 kg

With 4 hooks

The depth of this shelf is suitable for the following containers: size 3A2/size 3.

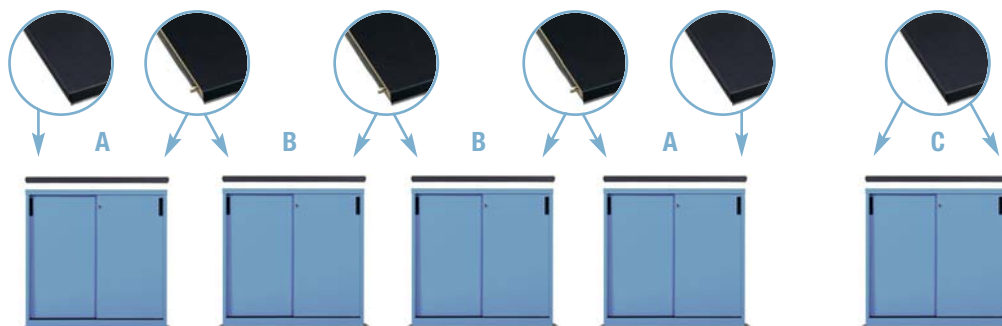
Dimensions mm 995x370x35 h



■ Containers see page G28-G30

■ This type of shelf can be assembled only if the perforated back panel is not fitted.

UPPER MDF TOP WITH RUBBER OR PVC COVERING DIMENSIONS 1023x450x31,5 mm H



ORD. NO. F UZ 9999 00 00

Drilling of the cabinet upper shelf for the MDF top fixing.



Detail of the oil-resistant rubber



07

ORD. NO.

F UZ 3010 11 07

MDF top with rubber covering

Side profile

For end cabinets

Oil-resistant rubber



07

ORD. NO.

F UZ 3010 12 07

MDF top with rubber covering

No side profile

For additional central cabinets

Oil-resistant rubber



07

ORD. NO.

F UZ 3010 13 07

MDF top with rubber covering

2 side profiles


For single cabinet

Oil-resistant rubber

LENGTH = 1023 mm DEPTH = 450

CABINETS SERIES PERFORM A300

PERFORATED PANEL



■ 01 ■ 02 ■ 04 ■ 08

■ This type of panel is fitted inside the cabinet by means of 4 brackets complete of screws. A maximum of 4 panels can be fitted in height.

■ Hooks see page C66

ORD. NO.

LOAD CAPACITY kg

F AC 8100 01 04

25

Dimensions mm 988x13x456 h

With 4 brackets, 4 screws and 4 washers

EXAMPLE INCLUDING:

ORD. NO.

F AB 3300 S1 51

1 cabinet without doors ORD. NO. **F AB 3301 00 04** with 6 adjustable shelves

1 pair of sliding doors ORD. NO. **F AC 0150 00 01**

16 size 3 blue containers ORD. NO. **F PM 4151 00 04**

12 size 3 grey containers ORD. NO. **F PM 4151 00 01**

Dimensions mm 1023x450x2000 h



■ RAL 5012 + ■ RAL 7000

EXAMPLE INCLUDING:

ORD. NO.

F AB ZA04 00 08

1 cabinet ORD. NO. **F AB 3300 00 08** with 3 adjust. shelves, 2 perforated panels, 1 set of 41 hooks (tools are excluded) and 12 size 3 blue containers,

2 cabinets ORD. NO. **F AB 3200 00 08** with 2 adjustable shelves each, 2 upper shelves ORD. NO. **F UZ 3010 11 07**

Dimensions mm 3069x450x2000 h

Tools excluded




■ RAL 7035

CABINETS SERIES PERFORM A800

ORD. NO. F AB 8302 03 01
 RAL 7000



ORD. NO. F AB 8100 08 08
 RAL 7035



FLOOR FIXING SET



2x

- 2 "HILTI" plugs for concrete floors ≥ to classes B25/RBK250/MP_A 25 N/mm²
- Recommended traction of the plug: 2.9 KN
- Plug diameter: Ø 6 mm

ORD. NO. F AG 9204 00 99

CABINET

ORD. NO.

F AB 8100 08 08

Cabinet with 2 galvanised adjustable shelves

2 normal extension drawers

1 centre support

Dimensions mm 2046x600x1000 h

CABINET

ORD. NO.

F AB 8302 03 01

Cabinet with 2 perforated panels

6 galvanised adjustable shelves

3 normal extension drawers

1 centre support

Dimensions mm 2046x600x2000 h

Tools and storage containers excluded



RAL 7000 F.01

RAL 6011 F.02

RAL 5012 F.04

RAL 7035 F.08

SUPPLEMENTARY PARTS ■



- **Spare key.** Always indicate the number on the cylinder lock of the key to be replaced.
 ORD. NO. R CSC 0002 00
- **Master key.** This type of key opens all the 45 and 46 series locks.
 ORD. NO. R CSC 0001 00



LENGTH = 2046 mm DEPTH = 600 mm (54x27 Eh / 24x27 Eh)

CABINETS SERIES PERFORM A800



ORD. NO.	DRAWERS
F AB 8100 02 04	4
Cabinet with 2 shelves depth 500 mm load capacity 100 kg	
2 pair of normal extension drawers load capacity 50 kg	
1 centre support	
Cabinet load capacity: 600 kg per compartment	
Dimensions mm 2046x600x1000 h	



ORD. NO.	DRAWERS
F AB 8100 08 04	2
Cabinet with 2 shelves depth 500 mm load capacity 100 kg	
2 normal extension drawers load capacity 50 kg	
1 centre support	
Cabinet load capacity: 600 kg per compartment	
Dimensions mm 2046x600x1000 h	



ORD. NO.	DRAWERS
F AB 8100 09 04	2
Cabinet with 4 shelves depth 500 mm load capacity 100 kg	
2 normal extension drawers load capacity 50 kg	
1 centre support	
Cabinet load capacity: 600 kg per compartment	
Dimensions mm 2046x600x1000 h	



ORD. NO.	SHELVES
F AB 8100 10 04	2
Cabinet with 2 shelves depth 500 mm load capacity 100 kg	
1 centre support	
Cabinet load capacity: 600 kg per compartment	
Dimensions mm 2046x600x1000 h	



ORD. NO.	SHELVES
F AB 8100 11 04	4
Cabinet with 4 shelves depth 500 mm load capacity 100 kg	
1 centre support	
Cabinet load capacity: 600 kg per compartment	
Dimensions mm 2046x600x1000 h	

KEY



- If the cabinet is with drawers it must be fixed to the floor or to the wall
- Top shelf load capacity 80 kg
- Normal extension (87%)
- All indicated loads are net and refer to evenly distributed weights

RAL 7000 F.01 RAL 6011 F.02 RAL 5012 F.04 RAL 7035 F.08

■ Partitioning material see page A224-A225



CABINETS SERIES PERFORM A800



ORD. NO.

SHELVES

F AB 8300 01 04**8**

Cabinet with 8 shelves depth 500 mm load capacity 100 kg

1 centre support

Cabinet load capacity: 800 kg per compartment

Dimensions mm 2046x600x2000 h



ORD. NO.

DRAWERS

F AB 8300 02 04**4**

Cabinet with 4 shelves depth 500 mm load capacity 100 kg

4 normal extension drawers load capacity 50 kg, 1 centre support

Cabinet load capacity: 800 kg per compartment

Dimensions mm 2046x600x2000 h



ORD. NO.

DRAWERS

F AB 8300 09 04**6**

Cabinet with 8 shelves depth 500 mm load capacity 100 kg

6 normal extension drawers load capacity 50 kg, 1 centre support

Cabinet load capacity: 800 kg per compartment

Dimensions mm 2046x600x2000 h



ORD. NO.

SHELVES

F AB 8302 01 04**4**

Cabinet with 8 shelves depth 500 mm load capacity 100 kg

1 centre support

Cabinet load capacity: 800 kg per compartment

Dimensions mm 2046x600x2000 h

RAL 7000 F.01 RAL 6011 F.02 RAL 5012 F.04 RAL 7035 F.08

KEY ■

■ Partitioning material see page A224-A225

- The cabinets must be secured to the floor or to the wall
- 4 mm thickness polycarbonate doors
- Top shelf load capacity 80 kg
- Normal extension (87%)
- All indicated loads are net and refer to evenly distributed weights



LENGTH = 2046 mm DEPTH = 600 mm (54x27 Eh / 24x27 Eh)

CABINETS SERIES PERFORM A800

EMPTY CABINET WITH DOORS AND CENTRE SUPPORT



The drawers in the cabinet have a maximum load capacity of 350 kg regardless of the load capacity of the cabinets.

Fixing cabinets series F AB 8100
If one or more drawers are fitted, the cabinets must be secured to the floor or to the wall. If the cabinets are placed on the top of the other, they must be secured to the wall.

Fixing cabinets series F AB 8300 / F AB 8302
The cabinets must be secured to the floor or to the wall. If the cabinets are placed on the top of the other, they must be secured to the wall.

ORD. NO.

F AB 8100 01 04

Cabinet load capacity: 600 kg per compartment

Dimensions mm 2046x600x1000 h

Internal dimensions of each compartment mm 995x500x850 h

The F AB 8100 series cabinets are supplied as standard with 2 floor fixing brackets, 2 wall fixing brackets and 2 levelling devices.

EMPTY CABINET WITH DOORS AND CENTRE SUPPORT



EMPTY CABINET WITH DOORS AND CENTRE SUPPORT



ORD. NO.

F AB 8300 00 04

Cabinet load capacity: 800 kg per compartment

Dimensions mm 2046x600x2000 h

Internal dimensions of each compartment mm 995x500x1850 h

The F AB 8300 series cabinets are supplied as standard with 4 floor fixing brackets, 4 wall fixing brackets and 4 levelling devices.

ORD. NO.

F AB 8302 00 04

Cabinet load capacity: 800 kg per compartment

Dimensions mm 2046x600x2000 h

Internal dimensions of each compartment mm 995x500x1850 h

The F AB 8302 series cabinets are supplied as standard with 4 floor fixing brackets, 4 wall fixing brackets and 4 levelling devices.

FULL EXTENSION SUSPENSION FOLDER FRAME FOR SUSPENSION FOLDER DIN A4

ORD. NO.

F AC 7500 00 07

The suspension folder frames are supplied with telescopic extension guide rails (100% extension) with 30 kg load capacity.

Overall dimensions: 990x500 mm

For suspension folders DIN A4



KEY

RAL 7000 F.01 RAL 6011 F.02 RAL 5012 F.04 RAL 7035 F.08



- 4 mm thickness polycarbonate doors
- Top shelf load capacity 80 kg
- All indicated loads are net and refer to evenly distributed weights



CABINETS SERIES PERFORM A800

TOP SHELF WITH 3 EDGES



■ 07

ORD. NO.

DIM. mm

F AC 4500 01 07

2046x600x20 h

For cabinet F AB 8100



■ Oil-resistant rubber

ADJUSTABLE SHELF DEPTH 500 mm



■ 99

ORD. NO.

DIM. mm

STRENGTH. BAR LOAD CAPACITY kg

F AC 2500 01 99

995x500x35 h

0

100

F AC 2500 03 99

995x500x35 h

1

180

Complete with 4 hooks

The depth of this shelf is suitable for the following containers:
size 4A2 / size 4 / size 4A5

■ This type of shelf can be assembled only if the **perforated back panel is not fitted**.



size 4A2



size 4



size 4A5



■ Containers see page **G28-G30**

ADJUSTABLE SHELF DEPTH 480 mm



■ 99

ORD. NO.

DIM. mm

LOAD CAPACITY kg

F AC 2480 07 99

995x480x35 h

50

Complete with 2 guide rails

The depth of this shelf is suitable for the following containers:
size 4A2 / size 4 / size 4A5

■ This type of shelf **can** be fitted even in the presence of the **perforated back panel**.



size 4A2



size 4



size 4A5



■ Containers see page **G28-G30**

PERFORATED PANEL



■ 01
■ 02
■ 04
■ 08

ORD. NO.

DIM. mm

LOAD CAPACITY kg

F AC 8100 01 04


988x13x456 h

25

Complete with 4 brackets, 4 screws and 4 washers

Not suitable for doors



■ This type of panel is fitted inside the cabinet by means of 4 brackets complete of screws. A maximum of 4 panels can be fitted in the height.



■ Hooks see page **C66**

RAL 7000 F.01 RAL 6011 F.02 RAL 5012 F.04 RAL 7035 F.08

KEY ■



■ All indicated loads are net and refer to evenly distributed weights



LENGTH = 2046 mm DEPTH = 600 mm (54x27 Eh / 24x27 Eh)

CABINETS SERIES PERFORM A800

NORMAL AND FULL EXTENSION DRAWERS 54x27 EH



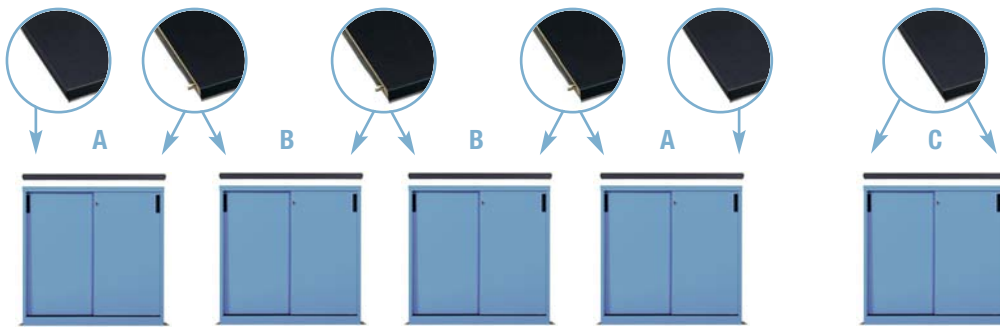
ORD. NO.	EXTENSION
F AC 1200 00 04	NORMAL
F AC 1250 00 04	TELESCOPIC
Normal extension drawer load capacity: 50 kg	
Full extension drawer load capacity: 100 kg	
Internal dimensions mm 906x447x85 h	

PAIR OF NORMAL AND FULL EXTENSION DRAWERS 24x27 EH



ORD. NO.	EXTENSION
F AC 1600 00 04	NORMAL
F AC 1650 00 04	TELESCOPIC
Normal extension drawer load capacity: 50 kg	
Full extension drawer load capacity: 60 kg	
Internal dimensions mm 396x447x85 h (each drawer)	

UPPER MDF TOP WITH RUBBER OR PVC COVERING DIMENSIONS 2046x600x31,5 mm H




ORD. NO. F UZ 9997 00 00

Drilling of the cabinet upper shelf for the MDF top fixing.



Detail of the oil-resistant rubber



ORD. NO.
F UZ 3170 11 07
MDF top with rubber covering
Side profile
For end cabinets
Oil-resistant rubber



ORD. NO.
F UZ 3170 12 07
MDF top with rubber covering
No side profile
For additional central cabinets
Oil-resistant rubber



ORD. NO.
F UZ 3170 13 07
MDF top with rubber covering
2 side profiles
For single cabinet
Oil-resistant rubber


■ KEY



- Normal extension (87%)
- Telescopic extension (100%)
- All indicated loads are net and refer to evenly distributed weights

■ Partitioning material see page A224-A225

RAL 7000 F.01 RAL 6011 F.02 RAL 5012 F.04



CABINETS SERIES PERFORM A600



ORD. NO. F AB 6100 06 01
RAL 7000

ORD. NO. F AB 6302 02 08
RAL 7035

FLOOR FIXING SET



2x

- 2 "HILTI" plugs for concrete floors \geq to classes B25/RBK250/MPA 25 N/mm²
- Recommended traction of the plug: 2.9 KN
- Plug diameter: \varnothing 6 mm

ORD. NO. F AG 9204 00 99

CABINET

ORD. NO.

F AB 6100 06 01

Cabinet with 4 galvanised adjustable shelves
1 centre support

Dimensions mm 1500x600x1000 h

Storage containers excluded

CABINET

ORD. NO.

F AB 6302 02 08

Cabinet with 8 galvanised adjustable shelves
1 centre support

Dimensions mm 1500x600x2000 h

Storage containers excluded

RAL 7000 F.01

RAL 6011 F.02

RAL 5012 F.04

RAL 7035 F.08

SUPPLEMENTARY PARTS ■

- **Spare key.** Always indicate the number on the cylinder lock of the key to be replaced.

ORD. NO. R CSC 0002 00

- **Master key.** This type of key opens all the 45 and 46 series locks.

ORD. NO. R CSC 0001 00



LENGTH = 1500 mm DEPTH = 600 mm

CABINETS SERIES PERFORM A600



ORD. NO.	SHELVES
F AB 6100 02 04	1
Cabinet with 1 shelf depth 500 mm load capacity 100 kg	
Cabinet load capacity: 600 kg	
Dimensions mm 1500x600x1000 h	

ORD. NO.	SHELVES
F AB 6100 03 04	2
Cabinet with 2 shelves depth 500 mm load capacity 100 kg.	
Cabinet load capacity: 600 kg. Dimensions mm 1500x600x1000 h	

ORD. NO. F AB 6100 53 04
Including: 1 cabinet ORD. NO. **F AB 6100 03 04**, 4 size 4A2 blue containers



ORD. NO.	SHELVES
F AB 6100 05 04	2
Cabinet with 2 shelves depth 500 mm load capacity 150 kg, 1 centre support	
Cabinet load capacity: 600 kg. Dimensions mm 1500x600x1000 h	

ORD. NO.	SHELVES
F AB 6100 06 04	4
Cabinet with 4 shelves depth 500 mm load capacity 150 kg, 1 centre support	
Cabinet load capacity: 600 kg	
Dimensions mm 1500x600x1000 h	

ORD. NO. F AB 6100 56 04
Including: 1 cabinet ORD. NO. **F AB 6100 06 04**, 8 size 4 grey containers



■ RAL 7035

EXAMPLE INCLUDING:

ORD. NO.
F AB ZA06 00 08
1 cabinet ORD. NO. F AB 6100 06 08 with 4 adjus. shelves, 1 centre support and 8 size 4 blue containers
1 cabinet ORD. NO. F DF 1090 Z0 08 with lock, 7 drawers and partitioning set
1 cabinet ORD. NO. F DC 1090 Z0 08 with lock, 7 drawers and partitioning set
1 MDF top with rubber covering ORD. NO. F UZ 3160 11 07
1 MDF top with rubber covering ORD. NO. F UZ 3120 11 07
1 MDF top with rubber covering ORD. NO. F UZ 3130 12 07
Dimensions mm 2782x600x1030 h
Tools excluded

■ KEY

■ RAL 7000 F.01 ■ RAL 6011 F.02 ■ RAL 5012 F.04 ■ RAL 7035 F.08



- We suggest to secure the cabinet to the floor or to the wall
- Top shelf load capacity 80 kg
- All indicated loads are net and refer to evenly distributed weights



CABINETS SERIES PERFORM A600



ORD. NO.

SHELVES

F AB 6300 02 04**4**

Cabinet with 4 shelves depth 500 mm load capacity 100 kg

Cabinet load capacity: 800 kg

Dimensions mm 1500x600x2000 h

ORD. NO.

SHELVES

F AB 6300 03 04**5**

Cabinet with 5 shelves depth 500 mm load capacity 100 kg

Cabinet load capacity: 800 kg

Dimensions mm 1500x600x2000 h

ORD. NO. **F AB 6300 53 04**Including: 1 cabinet ORD. NO. **F AB 6300 03 04**, 4 size 4A2 blue containers, 8 size 4 grey containers

ORD. NO.

SHELVES

F AB 6300 05 04**8**

Cabinet with 8 shelves depth 500 mm load capacity 150 kg

1 centre support

Cabinet load capacity: 800 kg

Dimensions mm 1500x600x2000 h

ORD. NO.

SHELVES

F AB 6302 02 04**8**

Cabinet with 8 shelves depth 500 mm load capacity 150 kg, 1 centre support

Cabinet load capacity: 800 kg

Dimensions mm 1500x600x2000 h

ORD. NO. **F AB 6302 52 04**Including: 1 cabinet ORD. NO. **F AB 6302 02 04**, 5 size 4 grey containers

RAL 7000 F.01

RAL 6011 F.02

RAL 5012 F.04

RAL 7035 F.08

KEY ■

- The cabinets must be secured to the floor or to the wall
- 3 mm thickness polycarbonate doors
- Top shelf load capacity 80 kg
- All indicated loads are net and refer to evenly distributed weights



LENGTH = 1500 mm DEPTH = 600 mm

CABINETS SERIES PERFORM A600



■ RAL 7035 + ■ RAL 5012

EXAMPLE INCLUDING:

ORD. NO.

F AB ZA07 00 50

1 cabinet without doors ORD. NO. **F AB 6301 00 08** with 8 adjustable shelves, 1 centre support and 9 size 3 blue containers, 1 pair of doors ORD. NO. **F AC 0255 00 04**

1 cabinet without doors ORD. NO. **F AB 6301 00 08** with 3 adjustable shelves, 1 pair of doors ORD. NO. **F AC 0255 00 04**

Dimensions mm 3000x600x2000 h

Tools excluded

■ **KEY**

■ RAL 7000 F.01

■ RAL 6011 F.02

■ RAL 5012 F.04

■ RAL 7035 F.08



- The cabinets must be secured to the floor or to the wall
- 3 mm thickness polycarbonate doors
- Top shelf load capacity 80 kg



CABINETS SERIES PERFORM A600

EMPTY CABINET WITH DOORS WITHOUT CENTRE SUPPORT



■ **Fixing cabinets series F AB 6100**
Ideally the cabinet should be fixed to the floor or to the wall. If the cabinets are placed on the top of the other, they must be secured to the wall.

■ **Fixing cabinets series F AB 6300 / F AB 6302**
The cabinets must be secured to the floor or to the wall. If the cabinets are placed on the top of the other, they must be secured to the wall.

ORD. NO.

F AB 6100 00 04

Cabinet load capacity: 600 kg

Dimensions mm 1500x600x1000 h

Internal dimensions mm 1470x500x850 h

The F AB 6100 series cabinets are supplied as standard with 2 floor fixing brackets, 2 wall fixing brackets and 2 levelling devices.

EMPTY CABINET WITH DOORS WITHOUT CENTRE SUPPORT



ORD. NO.

F AB 6300 00 04

Cabinet load capacity: 800 kg

Dimensions mm 1500x600x2000 h

Internal dimensions mm 1470x500x1850 h

The F AB 6300 series cabinets are supplied as standard with 2 floor fixing brackets, 2 wall fixing brackets and 2 levelling devices.

EMPTY CABINET WITH POLYCARBONATE DOORS WITHOUT CENTRE SUPPORT

■ 3 mm thickness polycarbonate doors



ORD. NO.

F AB 6302 00 04

Cabinet load capacity: 800 kg

Dimensions mm 1500x600x2000 h

Internal dimensions mm 1470x500x1850 h

The F AB 6302 series cabinets are supplied as standard with 2 floor fixing brackets, 2 wall fixing brackets and 2 levelling devices.

CENTRE SUPPORT FOR CABINET

ORD. NO.

REF.


F AC 3500 00 99

A

F AC 3600 00 99

B

■ The centre support cannot be ordered separately from the cabinet.




A
For cabinet 600 mm depth and 1000 mm height

B
For cabinet 600 mm depth and 2000 mm height

RAL 7000 F.01 RAL 6011 F.02 RAL 5012 F.04 RAL 7035 F.08

KEY ■

- The cabinets must be secured to the floor or to the wall
- 3 mm thickness polycarbonate doors
- Top shelf load capacity 80 kg
- All indicated loads are net and refer to evenly distributed weights



LENGTH = 1500 mm DEPTH = 600 mm

CABINETS SERIES PERFORM A600

ADJUSTABLE SHELF DEPTH 500 mm



ORD. NO. LOAD CAPACITY kg

F AC 2700 01 99 100

Complete with 4 hooks

The depth of this shelf is suitable for the following containers:
size 4A2 / size 4 / size 4A5

Dimensions mm 1470x500x35 h



■ This type of shelf can only be used if there is **no centre support**.

■ Containers see page **G28-G30**

ADJUSTABLE SHELF DEPTH 500 mm



ORD. NO. LOAD CAPACITY kg

F AC 2300 01 99 150

Complete with 4 hooks

The depth of this shelf is suitable for the following containers:
size 4A2 / size 4 / size 4A5

Dimensions mm 722x500x35 h



■ This type of shelf can **only** be used when there is a **centre support**.

■ Containers see page **G28-G30**

TOP SHELF WITH 3 EDGES

ORD. NO.

F AC 4400 01 07

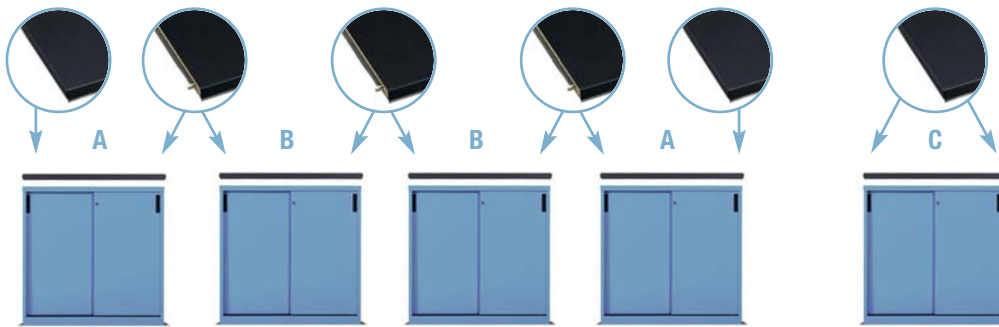
Dimensions mm 1500x600x20 h

For cabinet F AB 6100 ...



■ Oil-resistant rubber

UPPER MDF TOP WITH RUBBER OR PVC COVERING DIMENSIONS 1500x600x31,5 mm H



ORD. NO. **F UZ 9998 00 00**

Drilling of the cabinet upper shelf for the MDF top fixing.



Detail of the oil-resistant rubber



ORD. NO.

F UZ 3160 11 07

MDF top with rubber covering

Side profile

For end cabinets

Oil-resistant rubber



ORD. NO.

F UZ 3160 12 07

MDF top with rubber covering

No side profile

For additional central cabinets

Oil-resistant rubber



ORD. NO.

F UZ 3160 13 07

MDF top with rubber covering

2 side profiles

For single cabinet

Oil-resistant rubber

■ KEY

RAL 7000 F.01 RAL 6011 F.02 RAL 5012 F.04 RAL 7035 F.08



■ All indicated loads are net and refer to evenly distributed weights



ORD. NO. F AB 4300 02 08
RAL 7035ORD. NO. F AB 4100 08 01
RAL 7000

FLOOR FIXING SET



2x

- 2 "HILTI" plugs for concrete floors \geq to classes B25/RBK250/MP_A 25 N/mm²
- Recommended traction of the plug: 2.9 KN
- Plug diameter: \varnothing 6 mm

ORD. NO. F AG 9204 00 99

CABINET

ORD. NO.

F AB 4100 08 01

Cabinet with 2 galvanised adjustable shelves

1 centre support

Dimensions mm 1023x600x1000 h

CABINET

ORD. NO.

F AB 4300 02 08

Cabinet with 8 galvanised adjustable shelves

1 centre support

Dimensions mm 1023x600x2000 h

Accessories excluded

RAL 7000 F.01

RAL 6011 F.02

RAL 5012 F.04

RAL 7035 F.08

SUPPLEMENTARY PARTS ■

- **Spare key.** Always indicate the number on the cylinder lock of the key to be replaced.

ORD. NO. R CSC 0002 00

- **Master key.** This type of key opens all the 45 and 46 series locks.

ORD. NO. R CSC 0001 00



LENGTH = 1023 mm DEPTH = 600 mm (24x27 Eh)

CABINETS SERIES PERFORM A400



ORD. NO. **F AB 4100 02 04** **DRAWERS** **2**
Cabinet with 2 shelves depth 500 mm load capacity 100 kg
2 normal extension drawers load capacity 50 kg, 1 centre support
Cabinet load capacity: 600 kg. **Dimensions mm 1023x600x1000 h**



ORD. NO. **F AB 4100 03 04** **DRAWERS** **2**
Cabinet with 4 shelves depth 500 mm load capacity 100 kg
2 normal extension drawers load capacity 50 kg, 1 centre support
Cabinet load capacity: 600 kg. **Dimensions mm 1023x600x1000 h**



ORD. NO. **F AB 4100 07 04** **SHELVES** **1**
Cabinet with 1 shelf depth 500 mm load capacity 100 kg, **without** centre support
Cabinet load capacity: 600 kg. **Dimensions mm 1023x600x1000 h**



ORD. NO. **F AB 4100 08 04** **SHELVES** **2**
Cabinet with 2 shelves depth 500 mm load capacity 100 kg, **without** centre support
Cabinet load capacity: 600 kg. **Dimensions mm 1023x600x1000 h**



EXAMPLE INCLUDING:

■ RAL 5012 + ■ RAL 7035

ORD. NO. **F AB ZA09 00 50**
1 cabinet without doors ORD. NO. **F AB 4101 00 08** with 2 adjustable shelves, 1 pair of sliding doors ORD. NO. **F AC 0110 00 04**
1 cabinet without doors ORD. NO. **F AB 4101 01 08** with 1 centre support, 1 pair of sliding doors ORD. NO. **F AC 0110 00 04**, 8 normal ext. drawers ORD. NO. **F AC 1100 00 04** with 6 partitioning set, 8 full extension drawers ORD. NO. **F AC 1150 00 04** with 6 partitioning set
1 cabinet with doors ORD. NO. **F AB 4150 01 50** with 2 adjustable shelves, 1 cabinet with doors ORD. NO. **F AB 4140 01 50** with 2 adjustable shelves
1 cabinet without doors ORD. NO. **F AB 4301 00 08** with 4 adjustable shelves, 1 pair of sliding doors ORD. NO. **F AC 0150 00 04**, 4 perforated panels ORD. NO. **F BL 1220 00 04**
1 set of 95 hooks ORD. NO. **F BL 9517 00 99** (tools are excluded), 2 upper shelves ORD. NO. **F UZ 3140 11 07**
Dimensions mm 4092x600x2000 h

CABINETS SERIES PERFORM A400



ORD. NO.	DRAWERS
F AB 4300 03 04	4
Cabinet with 4 shelves depth 500 mm load capacity 100 kg	
6 normal extension drawers load capacity 50 kg	
1 centre support	
Cabinet load capacity: 800 kg	
Dimensions mm 1023x600x2000 h	



ORD. NO.	DRAWERS
F AB 4300 09 04	4
Cabinet with 8 shelves depth 500 mm load capacity 100 kg	
4 normal extension drawers load capacity 50 kg	
1 centre support	
Cabinet load capacity: 800 kg	
Dimensions mm 1023x600x2000 h	




ORD. NO.	SHELVES
F AB 4300 11 04	4
Cabinet with 4 shelves depth 500 mm load capacity 100 kg	
Without centre support	
Cabinet load capacity: 800 kg	
Dimensions mm 1023x600x2000 h	



ORD. NO.	SHELVES
F AB 4300 12 04	5
Cabinet with 5 shelves depth 500 mm load capacity 100 kg	
Without centre support	
Cabinet load capacity: 800 kg	
Dimensions mm 1023x600x2000 h	

RAL 7000 F.01 RAL 6011 F.02 RAL 5012 F.04 RAL 7035 F.08

KEY ■



■ Partitioning material see page **A224-A225**

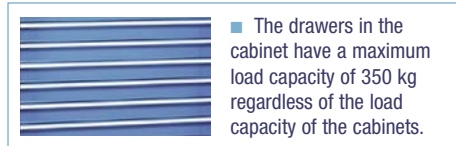
- The cabinets must be secured to the floor or to the wall
- Top shelf load capacity 80 kg
- Normal extension (87%)
- Telescopic extension (100%)
- All indicated loads are net and refer to evenly distributed weights



LENGTH = 1023 mm DEPTH = 600 mm (24x27 Eh)

CABINETS SERIES PERFORM A400

EMPTY CABINET WITH DOORS WITHOUT CENTRE SUPPORT



The drawers in the cabinet have a maximum load capacity of 350 kg regardless of the load capacity of the cabinets.

Fixing cabinets series F AB 4100
If one or more drawers are fitted, the cabinets must be secured to the floor or to the wall. If the cabinets are placed on the top of the other, they must be secured to the wall.

Fixing cabinets series F AB 8300 / F AB 8302
The cabinets must be secured to the floor or to the wall. If the cabinets are placed on the top of the other, they must be secured to the wall.

ORD. NO.

F AB 4100 00 04

Cabinet load capacity: 600 kg

Dimensions mm 1023x600x1000 h


Internal dimensions mm 995x500x850 h

The F AB 4100 series cabinets are supplied as standard with 2 floor fixing brackets, 2 wall fixing brackets and 2 levelling devices.

EMPTY CABINET WITH DOORS WITHOUT CENTRE SUPPORT



CENTRE SUPPORT FOR CABINET



A
For cabinet
600 mm depth and
1000 mm height

B
For cabinet
600 mm depth and
2000 mm height

ORD. NO.

F AB 4300 00 04

Cabinet load capacity: 800 kg

Dimensions mm 1023x600x2000 h

Internal dimensions mm 995x500x1850 h

The F AB 4300 series cabinets are supplied as standard with 2 floor fixing brackets, 2 wall fixing brackets and 2 levelling devices.

ORD. NO.

REF.

F AC 3150 00 99

A

F AC 3350 00 99

B

The centre support cannot be ordered separately from the cabinet.

TOP SHELF WITH 3 EDGES

ORD. NO.

F AC 4250 01 07

Dimensions mm 1023x600x20 h

For cabinet F AB 4100 ...



Oil-resistant rubber



- The cabinets must be secured to the floor or to the wall
- Top shelf load capacity 80 kg
- All indicated loads are net and refer to evenly distributed weights

KEY

RAL 7000 F.01 RAL 6011 F.02 RAL 5012 F.04 RAL 7035 F.08



CABINETS SERIES PERFORM A400



**ADJUSTABLE SHELF
DEPTH 500 mm**

ORD. NO.	DIM. mm	LOAD CAPACITY kg
F AC 2100 01 99	483x500x35 h	100

Complete with 4 hooks

The depth of this shelf is suitable for the following containers:
size 4A2 / size 4 / size 4A5

■ This type of shelf can **only** be used when there is a **centre support**.

■ Containers see page G28-G30



**ADJUSTABLE SHELF
DEPTH 500 mm**



ORD. NO.	DIM. mm	STRENGTH. BAR	LOAD CAPACITY kg
F AC 2500 01 99	995x500x35 h	0	100
F AC 2500 03 99	995x500x35 h	1	180

Complete with 4 hooks

The depth of this shelf is suitable for the following containers:
size 4A2 / size 4 / size 4A5

■ This type of shelf can **only** be used if there is **no centre support** and **no perforated back panel**.

■ Containers see page G28-G30



**ADJUSTABLE SHELF
DEPTH 480 mm**



ORD. NO.	DIM. mm	LOAD CAPACITY kg
F AC 2480 07 99	995x480x35 h	50

Complete with 2 guide rails


The depth of this shelf is suitable for the following containers:
size 4A2 / size 4 / size 4A5

■ This type of shelf **can** be fitted even in the presence of the **perforated back panel without centre support**.

■ Containers see page G28-G30



PERFORATED PANEL



ORD. NO.	DIM. mm	LOAD CAPACITY kg
F AC 8100 01 04	988x13x456 h	25

Complete with 4 brackets, 4 screws and 4 washers

Not suitable for doors

■ This type of panel is fitted inside the cabinet by means of 4 brackets complete of screws. A maximum of 4 panels can be fitted in height.



■ Hooks see page C66

RAL 7000 F.01 RAL 6011 F.02 RAL 5012 F.04 RAL 7035 F.08

KEY ■



■ All indicated loads are net and refer to evenly distributed weights



LENGTH = 1023 mm DEPTH = 600 mm (24x27 Eh)

CABINETS SERIES PERFORM A400

NORMAL AND FULL EXTENSION DRAWERS 24x27 EH



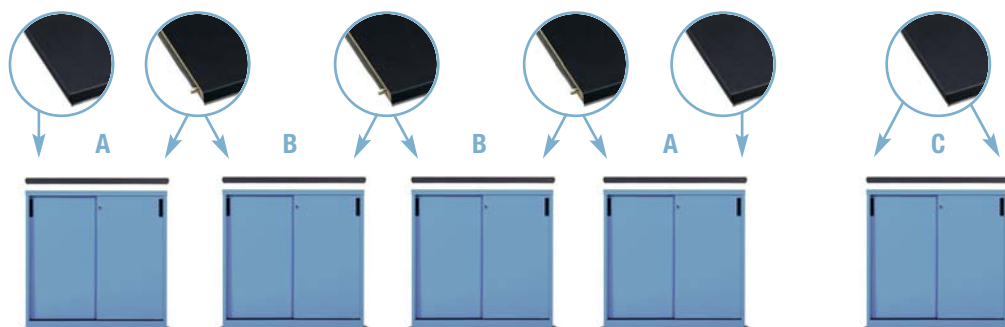
ORD. NO.	EXTENSION
F AC 1100 00 04	NORMAL
F AC 1150 00 04	TELESCOPIC
Normal extension drawer load capacity: 50 kg	
Full extension drawer load capacity: 100 kg	
Internal dimensions mm 396x447x85 h	

PAIR OF NORMAL AND FULL EXTENSION DRAWERS 24x27 EH



ORD. NO.	EXTENSION
F AC 1600 00 04	NORMAL
F AC 1650 00 04	TELESCOPIC
Normal extension drawer load capacity: 50 kg	
Full extension drawer load capacity: 60 kg	
Internal dimensions mm 396x447x85 h (for each drawer)	

UPPER MDF TOP WITH RUBBER OR PVC COVERING DIMENSIONS 1023x600x31,5 mm H



ORD. NO. F UZ 9999 00 00

Drilling of the cabinet upper shelf for the MDF top fixing.



Detail of the oil-resistant rubber



ORD. NO.
F UZ 3140 11 07
MDF top with rubber covering
Side profile
For end cabinets
Oil-resistant rubber

ORD. NO.
F UZ 3140 12 07
MDF top with rubber covering
No side profile
For additional central cabinets
Oil-resistant rubber

ORD. NO.
F UZ 3140 13 07
MDF top with rubber covering
2 side profiles
For single cabinet
Oil-resistant rubber


KEY



- Normal extension (87%)
- Telescopic extension (100%)
- All indicated loads are net and refer to evenly distributed weights

■ Partitioning material see page A224-A225

RAL 7000 F.01 RAL 6011 F.02 RAL 5012 F.04



CABINETS SERIES PERFORM 1200



ORD. NO. F AK 2080 53 04
RAL 5012

ORD. NO. F AK 1066 54 08
RAL 7035

ORD. NO. F AK 2040 52 08
RAL 7035

FLOOR FIXING SET



2x

- 2 "HILTI" plugs for concrete floors \geq to classes B25/RBK250/MPa 25 N/mm²
- Recommended traction of the plug: 2.9 KN
- Plug diameter: \varnothing 6 mm

ORD. NO. F AG 9204 00 99

CABINET

ORD. NO.

F AK 2040 52 08

Complete with:

- 6 shelves depth 235 mm (50 kg)
- 4 back plinths for containers
- 24 size 1 blue containers
- 12 size 2 grey containers

Dim. mm 700x270x1000 h

CABINET

ORD. NO.

F AK 1066 54 08

Complete with:

- 12 shelves depth 235 mm (50 kg)
- 7 back plinths for containers
- 42 size 1 blue containers
- 24 size 2 grey containers

Dim. mm 700x270x1655 h

CABINET

ORD. NO.

F AK 2080 53 04

Complete with:

- 12 shelves depth 235 mm (50 kg)
- 52 size 2 grey containers

Dim. mm 700x270x2000 h



RAL 7000 F.01

RAL 6011 F.02

RAL 5012 F.04

RAL 7035 F.08

SUPPLEMENTARY PARTS ■



- **Spare key.** Always indicate the number on the cylinder lock of the key to be replaced.

ORD. NO. R CSC 0002 00


- **Master key.** This type of key opens all the 45 and 46 series locks.

ORD. NO. R CSC 0001 00



LENGTH = 700 mm DEPTH = 270 mm

CABINETS SERIES PERFORM 1200



ORD. NO.	SHELVES
F AK 2040 51 04	8
Cabinet with 8 shelves depth 235 mm load capacity 50 kg	
9 back plinths for containers, 54 size 1 blue containers	
Cabinet load capacity: 450 kg	
Dimensions mm 700x270x1000 h	

ORD. NO.	SHELVES
F AK 2040 52 04	6
Cabinet with 6 shelves depth 235 mm load capacity 50 kg	
4 back plinths for cont., 24 size 1 blue containers, 12 size 2 grey containers	
Cabinet load capacity: 450 kg	
Dimensions mm 700x270x1000 h	



ORD. NO.	SHELVES
F AK 1040 51 04	8
Cabinet with 8 shelves depth 235 mm load capacity 50 kg	
9 back plinths for containers, 54 size 1 blue containers	
Cabinet load capacity: 450 kg	
Dimensions mm 700x270x1000 h	

ORD. NO.	SHELVES
F AK 2040 53 04	5
Cabinet with 5 shelves depth 235 mm load capacity 50 kg	
24 size 2 grey containers	
Cabinet load capacity: 450 kg	
Dimensions mm 700x270x1000 h	



ORD. NO.	SHELVES
F AK 1040 53 04	5
Cabinet with 5 shelves depth 235 mm load capacity 50 kg	
24 size 2 grey containers	
Cabinet load capacity: 450 kg	
Dimensions mm 700x270x1000 h	

ORD. NO.	SHELVES
F AK 1040 52 04	6
Cabinet with 6 shelves depth 235 mm load capacity 50 kg	
4 back plinths for cont., 24 size 1 blue containers, 12 size 2 grey containers	
Cabinet load capacity: 450 kg	
Dimensions mm 700x270x1000 h	

KEY

RAL 7000 F.01 RAL 6011 F.02 RAL 5012 F.04 RAL 7035 F.08



- The cabinets must be secured to the floor or to the wall
- Top shelf load capacity 50 kg
- All indicated loads are net and refer to evenly distributed weights



CABINETS SERIES PERFORM 1200



ORD. NO.	SHELVES
F AK 2066 54 04	12
Cabinet with 12 shelves depth 235 mm load capacity 50 kg 7 back plinths for containers, 42 size 1 blue containers, 24 size 2 grey containers Cabinet load capacity: 500 kg Dimensions mm 700x270x1655 h	



ORD. NO.	SHELVES
F AK 1066 54 04	12
Cabinet with 12 shelves depth 235 mm load capacity 50 kg 7 back plinths for containers, 42 size 1 blue containers, 24 size 2 grey containers Cabinet load capacity: 500 kg Dimensions mm 700x270x1655 h	



ORD. NO.	
F AK 1066 63 04	
Cabinet with 1 Practibox frame 1500 mm in height, 2 ORD. NO. F PG 1071 01 01 , 4 ORD. NO. F PG 1571 01 01 , 3 ORD. NO. F PG 2071 01 01 , 1 ORD. NO. F PG 2571 01 01 , 1 ORD. NO. F PG 3071 01 01 Cabinet load capacity: 500 kg Dimensions mm 700x270x1655 h	



ORD. NO.	SHELVES
F AK 2080 52 04	15
Cabinet with 15 shelves depth 235 mm load capacity 50 kg 9 back plinths for containers, 54 size 1 blue containers, 28 size 2 grey containers Cabinet load capacity: 500 kg Dimensions mm 700x270x2000 h	



ORD. NO.	SHELVES
F AK 1080 52 04	15
Cabinet with 15 shelves depth 235 mm load capacity 50 kg 9 back plinths for containers, 54 size 1 blue containers, 28 size 2 grey containers Cabinet load capacity: 500 kg Dimensions mm 700x270x2000 h	



ORD. NO.	
F AK 1080 58 04	
Cabinet with 1 Practibox frame 1750 mm in height, 1 ORD. NO. F PG 1071 01 01 , 6 ORD. NO. F PG 1571 01 01 , 2 ORD. NO. F PG 2071 01 01 , 2 ORD. NO. F PG 2571 01 01 , 1 ORD. NO. F PG 3071 01 01 Cabinet load capacity: 500 kg Dimensions mm 700x270x2000 h	

RAL 7000 F.01

RAL 6011 F.02

RAL 5012 F.04

RAL 7035 F.08

KEY ■

- The cabinets must be secured to the floor or to the wall
- Top shelf load capacity 50 kg
- All indicated loads are net and refer to evenly distributed weights



LENGTH = 700 mm DEPTH = 270 mm

CABINETS SERIES PERFORM 1200

EMPTY CABINET



ORD. NO. CABINET LOAD CAPACITY kg

F AK 2080 00 04 500

Dim. mm 700x270x2000 h

Internal dim. mm 650x235x1885 h

The F AK 2080 series cabinets are supplied as standard with 2 floor fixing brackets, 2 wall fixing brackets and 2 levelling devices.

EMPTY CABINET



ORD. NO. CABINET LOAD CAPACITY kg

F AK 2066 00 04 500


Dim. mm 700x270x1655 h

Internal dim. mm 650x235x1535 h

The F AK 2066 series cabinets are supplied as standard with 2 floor fixing brackets, 2 wall fixing brackets and 2 levelling devices.

The cabinets must be secured to the floor or to the wall.

EMPTY CABINET



ORD. NO. CABINET LOAD CAPACITY kg


F AK 2040 00 04 450

Dim. mm 700x270x1000 h

Internal dim. mm 650x235x885 h

The F AK 2040 series cabinets are supplied as standard with 2 floor fixing brackets, 2 wall fixing brackets and 2 levelling devices.

EMPTY CABINET WITH DOORS



ORD. NO. CABINET LOAD CAPACITY kg

F AK 1080 00 04 500

Dim. mm 700x270x2000 h

Internal dim. mm 650x235x1885 h

The F AK 1080 series cabinets are supplied as standard with 2 floor fixing brackets, 2 wall fixing brackets and 2 levelling devices.

EMPTY CABINET WITH DOORS



ORD. NO. CABINET LOAD CAPACITY kg

F AK 1066 00 04 500


Dim. mm 700x270x1655 h

Internal dim. mm 650x235x1535 h

The F AK 1066 series cabinets are supplied as standard with 2 floor fixing brackets, 2 wall fixing brackets and 2 levelling devices.

The cabinets must be secured to the floor or to the wall.

EMPTY CABINET WITH DOORS



ORD. NO. CABINET LOAD CAPACITY kg

F AK 1040 00 04 450

Dim. mm 700x270x1000 h

Internal dim. mm 650x235x885 h

The serie F AK 1040 series cabinets are supplied as standard with 2 floor fixing brackets, 2 wall fixing brackets and 2 levelling devices.

ADJUSTABLE SHELF DEPTH 235 mm



ORD. NO. LOAD CAPACITY kg

F AK 9020 01 99 50

Complete with 4 hooks

The depth of this shelf is suitable for the following containers: size 1 / size 2

Dimensions mm 675x235x17 h



When the size 1 containers are fitted, the stop must be used on the shelf.

Containers see page G28-G30



STOP FOR CONTAINERS
SIZE 1

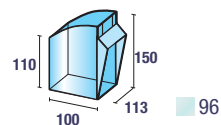
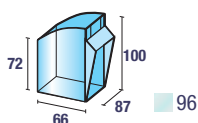
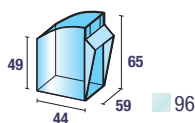


ORD. NO. F AK 9040 00 99

fitting of the stop



PRACTIBOX



ORD. NO.

F PG 1071 01 01

Drawer unit with 9 compartments
Dimensions mm 600x51x77 h



ORD. NO.

F PG 1571 01 01

Drawer unit with 6 compartments
Dimensions mm 600x98x112 h



ORD. NO.

F PG 2071 01 01

Drawer unit with 5 compartments
Dimensions mm 600x138x164 h

RAL 7000 F.01


INFO ■

www.famispa.com






■ RAL 5012



ORD. NO.

F PG 0541 00 01

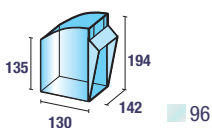
Practibox frame
for cabinets series **F AK 1066 / 2066**
Dimensions mm 600x41x1500 h



ORD. NO.

F PG 0551 00 01

Practibox frame
for cabinets series **F AK 1080 / 2080**
Dimensions mm 600x41x1750 h

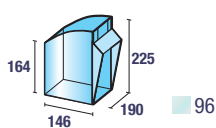


■ 01

ORD. NO.

F PG 2571 01 01

Drawer unit with 4 compartments
Dimensions mm 600x174x206 h



■ 01

ORD. NO.

F PG 3071 01 01

Drawer unit with 3 compartments
Dimensions mm 600x206x240 h




■ PRACTIBOX can be stacked and assembled into the frame.

■ INFO

RAL 7000 F.01




www.famispa.com



CABINETS SERIES PERFORM



RAL 5012 +
RAL 7000 F.51



SUPPLEMENTARY PARTS ■

■ **Spare key.** Always indicate the number on the cylinder lock of the key to be replaced.

ORD. NO. R CSC 0002 00

■ **Master key.** This type of key opens all the 45 and 46 series locks.

ORD. NO. R CSC 0001 00



WIDTH = 585 mm DEPTH = 402 mm

SERIES PERFORM GS501



■ For benches see page A286

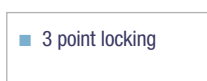


■ Standard colours

blue RAL 5012 + grey RAL 7000
F 51



■ Locker with 3 compartments



■ 3 point locking

■ 51



ORD. NO.

F AN 5010 01 51

Cabinet with cylinder lock



Dimensions mm 585x402x1750 h

■ SUPPLEMENTARY PARTS



- Replacement lock with 2 keys:
- Pair of replacement rods with accessories:

ORD. NO. R CSR 0025 00
ORD. NO. R XAN 0002 99



RAL 5012 + RAL 7000 F. 51

SERIES PERFORM GS110



■ 01 ■ 02 ■ 04 ■ 08

■ Locker with fixed upper shelf, 3 height-adjustable lateral shelves and fixed separation panel.



■ 01
■ 02
■ 04
■ 08

ORD. NO.

F AN 1101 01 01


Cabinet with cylinder lock

Dimensions mm 1023x555x2000 h



RAL 7000 F.01 RAL 6011 F.02 RAL 5012 F.04 RAL 7035 F.08

SUPPLEMENTARY PARTS ■



- Replacement lock with 2 keys:
- Pair of replacement rods with accessories:

ORD. NO. R CSR 0011 00
ORD. NO. R XAC 0010 99



WIDTH = 585 mm DEPTH = 500 mm

SERIES **PERFORM** GS120



■ 51



■ For benches see page **A286**



■ **Standard colours**

blue RAL 5012 + grey RAL 7000
F 51



■ Locker with fixed shelves and fixed separation panel

ORD. NO.	ACCESSORIES	DIMENSIONS mm
F AN 1201 01 51	without feet	585x500x1750 h
F AN 1201 07 51	with feet	585x500x1950 h

cylinder lock

ORD. NO.	ACCESSORIES	DIMENSIONS mm
F AN 1201 11 51	without feet	585x500x1750 h
F AN 1201 17 51	with feet	585x500x1950 h

locking mechanism



■ **SUPPLEMENTARY PARTS**



- Replacement lock with 2 keys: ORD. NO. R CSR 0018 00
- Replacement locking mechanism: ORD. NO. R CSR 0024 00



■ The plastic legs are supplied unassembled

RAL 5012 + RAL 7000 F.51




SERIES PERFORM GS130

■ ■ 51

With compartment for helmet



Locker with height-adjustable shelf for helmet



Standard colours

blue RAL 5012 + grey RAL 7000
F 51



For benches see page A286

■ ■ 51




ORD. NO.	COMPARTMENTS NO.	ACCESSORIES	DIMENSIONS mm
F AN 1302 01 51	2	without feet	610x500x1750 h
F AN 1302 07 51	2	with feet	610x500x1950 h
F AN 1303 01 51	3	without feet	900x500x1750 h
F AN 1303 07 51	3	with feet	900x500x1950 h
F AN 1304 01 51	4	without feet	1195x500x1750 h
F AN 1304 07 51	4	with feet	1195x500x1950 h

cylinder lock

ORD. NO.	COMPARTMENTS NO.	ACCESSORIES	DIMENSIONS mm
F AN 1302 11 51	2	without feet	610x500x1750 h
F AN 1302 17 51	2	with feet	610x500x1950 h
F AN 1303 11 51	3	without feet	900x500x1750 h
F AN 1303 17 51	3	with feet	900x500x1950 h
F AN 1304 11 51	4	without feet	1195x500x1750 h
F AN 1304 17 51	4	with feet	1195x500x1950 h

locking mechanism

RAL 5012 + RAL 7000 F... ..51



The plastic legs are supplied unassembled



SUPPLEMENTARY PARTS ■

- Replacement lock with 2 keys: ORD. NO. R CSR 0018 00
- Replacement locking mechanism: ORD. NO. R CSR 0024 00



UNIT WIDTH = 300 mm DEPTH = 500 mm

SERIE **PERFORM** GS230



■ 51

With slanting top and compartment for helmet



■ For benches see page **A286**



■ **Standard colours**
blue RAL 5012 + grey RAL 7000
F 51



■ Locker with height-adjustable shelf for helmet

ORD. NO.	COMPARTMENTS NO.	ACCESSORIES	DIMENSIONS mm
F AN 2302 01 51	2	without feet	610x500x1940 h
F AN 2302 07 51	2	with feet	610x500x2140 h
F AN 2303 01 51	3	without feet	900x500x1940 h
F AN 2303 07 51	3	with feet	900x500x2140 h
F AN 2304 01 51	4	without feet	1195x500x1940 h
F AN 2304 07 51	4	with feet	1195x500x2140 h

cylinder lock

ORD. NO.	COMPARTMENTS NO.	ACCESSORIES	DIMENSIONS mm
F AN 2302 11 51	2	without feet	610x500x1940 h
F AN 2302 17 51	2	with feet	610x500x2140 h
F AN 2303 11 51	3	without feet	900x500x1940 h
F AN 2303 17 51	3	with feet	900x500x2140 h
F AN 2304 11 51	4	without feet	1195x500x1940 h
F AN 2304 17 51	4	with feet	1195x500x2140 h

locking mechanism

■ 51



■ **SUPPLEMENTARY PARTS**




- Replacement lock with 2 keys: ORD. NO. R CSR 0018 00
- Replacement locking mechanism: ORD. NO. R CSR 0024 00



■ The plastic legs are supplied unassembled

RAL 5012 + RAL 7000 F.51



SERIES PERFORM GS140




ORD. NO.	COMPARTMENTS NO.	ACCESSORIES	DIMENSIONS mm
F AN 1402 01 51	2	without feet	805x500x1750 h
F AN 1402 07 51	2	with feet	805x500x1950 h
F AN 1403 01 51	3	without feet	1195x500x1750 h
F AN 1403 07 51	3	with feet	1195x500x1950 h

cylinder lock


ORD. NO.	COMPARTMENTS NO.	ACCESSORIES	DIMENSIONS mm
F AN 1402 11 51	2	without feet	805x500x1750 h
F AN 1402 17 51	2	with feet	805x500x1950 h
F AN 1403 11 51	3	without feet	1195x500x1750 h
F AN 1403 17 51	3	with feet	1195x500x1950 h

locking mechanism

RAL 5012 + RAL 7000 F... ..51



The plastic legs are supplied unassembled



SUPPLEMENTARY PARTS ■

- Replacement lock with 2 keys: ART. R CSR 0018 00
- Replacement locking mechanism: ART. R CSR 0024 00

UNIT WIDTH = 400 mm DEPTH = 500 mm

SERIES **PERFORM** GS240



■ 51

With slanting top and compartment for helmet



■ For benches see page **A286**



■ **Standard colours**
blue RAL 5012 + grey RAL 7000
F 51



■ Locker with height-adjustable shelf for helmet

■ 51

ORD. NO.	COMPARTMENTS NO.	ACCESSORIES	DIMENSIONS mm
F AN 2402 01 51	2	without feet	805x500x1940 h
F AN 2402 07 51	2	with feet	805x500x2140 h
F AN 2403 01 51	3	without feet	1195x500x1940 h
F AN 2403 07 51	3	with feet	1195x500x2140 h

cylinder lock

ORD. NO.	COMPARTMENTS NO.	ACCESSORIES	DIMENSIONS mm
F AN 2402 11 51	2	without feet	805x500x1940 h
F AN 2402 17 51	2	with feet	805x500x2140 h
F AN 2403 11 51	3	without feet	1195x500x1940 h
F AN 2403 17 51	3	with feet	1195x500x2140 h

locking mechanism



■ **SUPPLEMENTARY PARTS**




- Replacement lock with 2 keys: ART. R CSR 0018 00
- Replacement locking mechanism: ART. R CSR 0024 00



■ The plastic legs are supplied unassembled

RAL 5012 + RAL 7000 F.51




SERIES PERFORM GS150

■ ■ 51



■ Locker with fixed shelf and adjustable separation panel



■ **Standard colours**
blue RAL 5012 + grey RAL 7000
F 51



■ For benches see page A286

■ ■ 51



ORD. NO.	COMPARTMENTS NO.	ACCESSORIES	DIMENSIONS mm
F AN 1502 01 51	2	without feet	805x500x1750 h
F AN 1502 07 51	2	with feet	805x500x1950 h
F AN 1503 01 51	3	without feet	1195x500x1750 h
F AN 1503 07 51	3	with feet	1195x500x1950 h

cylinder lock

ORD. NO.	COMPARTMENTS NO.	ACCESSORIES	DIMENSIONS mm
F AN 1502 11 51	2	without feet	805x500x1750 h
F AN 1502 17 51	2	with feet	805x500x1950 h
F AN 1503 11 51	3	without feet	1195x500x1750 h
F AN 1503 17 51	3	with feet	1195x500x1950 h

locking mechanism

RAL 5012 + RAL 7000 F. 51

SUPPLEMENTARY PARTS ■

- Replacement lock with 2 keys: ART. R CSR 0018 00
- Replacement locking mechanism: ART. R CSR 0024 00



■ The plastic legs are supplied unassembled



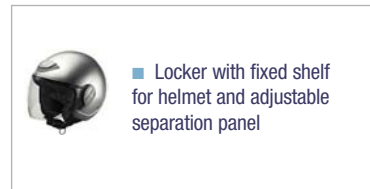
UNIT WIDTH = 400 mm DEPTH = 500 mm

SERIES **PERFORM** GS150



■ 51

With compartment for helmet



■ 51

ORD. NO.	COMPARTMENTS NO.	ACCESSORIES	DIMENSIONS mm
F AN 1502 31 51	2	without feet	805x500x1750 h
F AN 1502 37 51	2	with feet	805x500x1950 h
F AN 1503 31 51	3	without feet	1195x500x1750 h
F AN 1503 37 51	3	with feet	1195x500x1950 h

cylinder lock

ORD. NO.	COMPARTMENTS NO.	ACCESSORIES	DIMENSIONS mm
F AN 1502 41 51	2	without feet	805x500x1750 h
F AN 1502 47 51	2	with feet	805x500x1950 h
F AN 1503 41 51	3	without feet	1195x500x1750 h
F AN 1503 47 51	3	with feet	1195x500x1950 h

locking mechanism



■ **SUPPLEMENTARY PARTS**




- Replacement lock with 2 keys: ART. R CSR 0018 00
- Replacement locking mechanism: ART. R CSR 0024 00



- The plastic legs are supplied unassembled

RAL 5012 + RAL 7000 F.51




SERIES PERFORM GS250

■ ■ 51

With slanting top



■ Locker with fixed shelf and adjustable separation panel



■ Standard colours

blue RAL 5012 + grey RAL 7000
F 51



■ For benches see page A286

■ ■ 51



ORD. NO.	COMPARTMENTS NO.	ACCESSORIES	DIMENSIONS mm
F AN 2502 01 51	2	without feet	805x500x1940 h
F AN 2502 07 51	2	with feet	805x500x2140 h
F AN 2503 01 51	3	without feet	1195x500x1940 h
F AN 2503 07 51	3	with feet	1195x500x2140 h

cylinder lock

ORD. NO.	COMPARTMENTS NO.	ACCESSORIES	DIMENSIONS mm
F AN 2502 11 51	2	without feet	805x500x1940 h
F AN 2502 17 51	2	with feet	805x500x2140 h
F AN 2503 11 51	3	without feet	1195x500x1940 h
F AN 2503 17 51	3	with feet	1195x500x2140 h

locking mechanism

RAL 5012 + RAL 7000 F.51

SUPPLEMENTARY PARTS ■

- Replacement lock with 2 keys: ART. R CSR 0018 00
- Replacement locking mechanism: ART. R CSR 0024 00



■ The plastic legs are supplied unassembled



UNIT WIDTH = 400 mm DEPTH = 500 mm

SERIES PERFORM GS250



■ 51

With slanting top and compartment for helmet

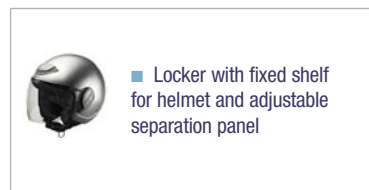


■ For benches see page A286



■ Standard colours

blue RAL 5012 + grey RAL 7000
F 51



■ Locker with fixed shelf for helmet and adjustable separation panel

■ 51

ORD. NO.	COMPARTMENTS NO.	ACCESSORIES	DIMENSIONS mm
F AN 2502 31 51	2	without feet	805x500x1940 h
F AN 2502 37 51	2	with feet	805x500x2140 h
F AN 2503 31 51	3	without feet	1195x500x1940 h
F AN 2503 37 51	3	with feet	1195x500x2140 h

cylinder lock

ORD. NO.	COMPARTMENTS NO.	ACCESSORIES	DIMENSIONS mm
F AN 2502 41 51	2	without feet	805x500x1940 h
F AN 2502 47 51	2	with feet	805x500x2140 h
F AN 2503 41 51	3	without feet	1195x500x1940 h
F AN 2503 47 51	3	with feet	1195x500x2140 h

locking mechanism



■ SUPPLEMENTARY PARTS



- Replacement lock with 2 keys: ART. R CSR 0018 00
- Replacement locking mechanism: ART. R CSR 0024 00




■ The plastic legs are supplied unassembled

RAL 5012 + RAL 7000 F. ... 51




SERIES PERFORM GS160

■ ■ 51



■ Locker with fixed shelf and fixed separation panel



■ Standard colours

blue RAL 5012 +
grey RAL 7000
F 51



■ For benches see page A286

■ ■ 51



180/200 mm

ORD. NO.	COMPARTMENTS NO.	ACCESSORIES	DIMENSIONS mm
F AN 1602 01 51	2	without feet	805x500x1750 h
F AN 1602 07 51	2	with feet	805x500x1950 h
F AN 1603 01 51	3	without feet	1195x500x1750 h
F AN 1603 07 51	3	with feet	1195x500x1950 h


cylinder lock

ORD. NO.	COMPARTMENTS NO.	ACCESSORIES	DIMENSIONS mm
F AN 1602 11 51	2	without feet	805x500x1750 h
F AN 1602 17 51	2	with feet	805x500x1950 h
F AN 1603 11 51	3	without feet	1195x500x1750 h
F AN 1603 17 51	3	with feet	1195x500x1950 h


locking mechanism

RAL 5012 +
RAL 7000 F. 51

SUPPLEMENTARY PARTS ■



■ The plastic legs are supplied unassembled



- Replacement lock with 2 keys: ART. R CSR 0018 00
- Replacement locking mechanism: ART. R CSR 0024 00




UNIT WIDTH = 400 mm DEPTH = 500 mm

SERIES PERFORM GS260




■ 51

With slanting top



■ Locker with fixed shelf and fixed separation panel



■ Standard colours

blue RAL 5012 +
grey RAL 7000
F 51



■ For benches see page A286

■ 51



ORD. NO.	COMPARTMENTS NO.	ACCESSORIES	DIMENSIONS mm
F AN 2602 01 51	2	without feet	805x500x1940 h
F AN 2602 07 51	2	with feet	805x500x2140 h
F AN 2603 01 51	3	without feet	1195x500x1940 h
F AN 2603 07 51	3	with feet	1195x500x2140 h

cylinder lock

ORD. NO.	COMPARTMENTS NO.	ACCESSORIES	DIMENSIONS mm
F AN 2602 11 51	2	without feet	805x500x1940 h
F AN 2602 17 51	2	with feet	805x500x2140 h
F AN 2603 11 51	3	without feet	1195x500x1940 h
F AN 2603 17 51	3	with feet	1195x500x2140 h

locking mechanism

■ SUPPLEMENTARY PARTS



- Replacement lock with 2 keys: ART. R CSR 0018 00
- Replacement locking mechanism: ART. R CSR 0024 00



■ The plastic legs are supplied unassembled

RAL 5012 +
RAL 7000 F.51



SERIES PERFORM GS170

■ 51



■ Locker with fixed shelf and fixed separation panel

■ Standard colours
 blue RAL 5012 + grey RAL 7000
 F 51

■ For benches see page A286

■ 51




ORD. NO.	COMPARTMENTS NO.	ACCESSORIES	DIMENSIONS mm
F AN 1701 01 51	1	without feet	585x500x1750 h
F AN 1701 07 51	1	with feet	585x500x1950 h
F AN 1702 01 51	2	without feet	1145x500x1750 h
F AN 1702 07 51	2	with feet	1145x500x1950 h

cylinder lock

RAL 5012 + RAL 7000 F51

SUPPLEMENTARY PARTS ■



■ The plastic legs are supplied unassembled



■ Replacement lock with 2 keys:
 ■ Pair of replacement rods with accessories:

ART. R CSR 0029 00
 ART. R XAN 0002 99



UNIT WIDTH = 585 mm DEPTH = 500 mm

SERIES **PERFORM** GS180



■ 51



■ Locker with fixed shelf and fixed separation panel.

■ **Standard colours**
blue RAL 5012 + grey RAL 7000
F 51

■ For benches see page **A286**

ORD. NO.	COMPARTMENTS NO.	ACCESSORIES	DIMENSIONS mm
F AN 1801 01 51	1	without feet	585x500x1750 h
F AN 1801 07 51	1	with feet	585x500x1950 h
F AN 1802 01 51	2	without feet	1145x500x1750 h
F AN 1802 07 51	2	with feet	1145x500x1950 h

cylinder lock


ORD. NO.	COMPARTMENTS NO.	ACCESSORIES	DIMENSIONS mm
F AN 1801 11 51	1	without feet	585x500x1750 h
F AN 1801 17 51	1	with feet	585x500x1950 h
F AN 1802 11 51	2	without feet	1145x500x1750 h
F AN 1802 17 51	2	with feet	1145x500x1950 h

locking mechanism




■ **SUPPLEMENTARY PARTS**

- Replacement lock with 2 keys: ART. R CSR 0018 00
- Replacement locking mechanism: ART. R CSR 0024 00



■ The plastic legs are supplied unassembled.

RAL 5012 + RAL 7000 F 51



SERIES PERFORM GS190

■ 51



■ Locker with 2 vertical compartments placed one on top of the other

■ Standard colours
blue RAL 5012 + grey RAL 7000
F 51

■ For benches see page A286

■ 51




ORD. NO.	COMPARTMENTS NO.	ACCESSORIES	DIMENSIONS mm
F AN 1904 01 51	2x2	without feet	610x500x1750 h
F AN 1904 07 51	2x2	with feet	610x500x1950 h
F AN 1906 01 51	2x3	without feet	900x500x1750 h
F AN 1906 07 51	2x3	with feet	900x500x1950 h
F AN 1908 01 51	2x4	without feet	1195x500x1750 h
F AN 1908 07 51	2x4	with feet	1195x500x1950 h

cylinder lock

ORD. NO.	COMPARTMENTS NO.	ACCESSORIES	DIMENSIONS mm
F AN 1904 11 51	2x2	without feet	610x500x1750 h
F AN 1904 17 51	2x2	with feet	610x500x1950 h
F AN 1906 11 51	2x3	without feet	900x500x1750 h
F AN 1906 17 51	2x3	with feet	900x500x1950 h
F AN 1908 11 51	2x4	without feet	1195x500x1750 h
F AN 1908 17 51	2x4	with feet	1195x500x1950 h

locking mechanism

RAL 5012 + RAL 7000 F.....51



■ The plastic legs are supplied unassembled




SUPPLEMENTARY PARTS ■

■ Replacement lock with 2 keys: ART. R CSR 0017 00
 ■ Replacement locking mechanism: ART. R CSR 0022 00



UNIT WIDTH = 300/400 mm DEPTH = 500 mm

SERIES PERFORM FS700/730



08



ORD. NO.	COMPARTMENTS NO.	ACCESSORIES	DIMENSIONS mm
F AM 7010 01 08	14	without feet	2025x500x1750* h
F AM 7012 01 08	14	with feet	2025x500x1950* h
F AM 7310 01 08	14	without feet	2325x500x1750** h
F AM 7312 01 08	14	with feet	2325x500x1950** h

cylinder lock

*with 1000 mm long shelves **with 1300 mm long shelves

ORD. NO.	COMPARTMENTS NO.	ACCESSORIES	DIMENSIONS mm
F AM 7020 01 08	14	without feet	2025x500x1750* h
F AM 7022 01 08	14	with feet	2025x500x1950* h
F AM 7320 01 08	14	without feet	2325x500x1750** h
F AM 7322 01 08	14	with feet	2325x500x1950** h

locking mechanism

*with 1000 mm long shelves **with 1300 mm long shelves

■ SUPPLEMENTARY PARTS




- Replacement lock with 2 keys: ART. R CSR 0017 00
- Replacement locking mechanism: ART. R CSR 0022 00



■ The plastic legs are supplied unassembled

RAL 7035 F... .. 08



SERIES PERFORM FS1000/1100/1200



■ ■ 51

235 mm

SERIES FS1000



295 mm

■ ■ 51

235 mm

SERIES FS1100



380 mm

■ ■ 51

335 mm

SERIES FS1200



380 mm

■ ■ 51



■ **Standard colours**


blue RAL 5012 + grey RAL 7000
F... .. 51




■ For benches see page A286

RAL 5012 + RAL 7000 F... ..51

SUPPLEMENTARY PARTS ■



■ The plastic legs are supplied unassembled



- Replacement lock with 2 keys:
- Replacement locking mechanism:

ART. R CSR 0017 00
ART. R CSR 0022 00



UNIT WIDTH = 300 / 400 mm DEPTH = 500 mm

SERIES PERFORM FS1000/1100/1200

ORD. NO.	COMPARTMENTS NO.	ACCESSORIES	DIMENSIONS mm
F AM 1025 01 51	2x5	without feet	610x500x1750 h
F AM 1025 07 51	2x5	with feet	610x500x1950 h
F AM 1035 01 51	3x5	without feet	900x500x1750 h
F AM 1035 07 51	3x5	with feet	900x500x1950 h
F AM 1045 01 51	4x5	without feet	1195x500x1750 h
F AM 1045 07 51	4x5	with feet	1195x500x1950 h

cylinder lock

ORD. NO.	COMPARTMENTS NO.	ACCESSORIES	DIMENSIONS mm
F AM 1025 11 51	2x5	without feet	610x500x1750 h
F AM 1025 17 51	2x5	with feet	610x500x1950 h
F AM 1035 11 51	3x5	without feet	900x500x1750 h
F AM 1035 17 51	3x5	with feet	900x500x1950 h
F AM 1045 11 51	4x5	without feet	1195x500x1750 h
F AM 1045 17 51	4x5	with feet	1195x500x1950 h

locking mechanism



SERIES FS1000



SERIES FS1100

ORD. NO.	COMPARTMENTS NO.	ACCESSORIES	DIMENSIONS mm
F AM 1124 01 51	2x4	without feet	610x500x1750 h
F AM 1124 07 51	2x4	with feet	610x500x1950 h
F AM 1134 01 51	3x4	without feet	900x500x1750 h
F AM 1134 07 51	3x4	with feet	900x500x1950 h
F AM 1144 01 51	4x4	without feet	1195x500x1750 h
F AM 1144 07 51	4x4	with feet	1195x500x1950 h

cylinder lock

ORD. NO.	COMPARTMENTS NO.	ACCESSORIES	DIMENSIONS mm
F AM 1124 11 51	2x4	without feet	610x500x1750 h
F AM 1124 17 51	2x4	with feet	610x500x1950 h
F AM 1134 11 51	3x4	without feet	900x500x1750 h
F AM 1134 17 51	3x4	with feet	900x500x1950 h
F AM 1144 11 51	4x4	without feet	1195x500x1750 h
F AM 1144 17 51	4x4	with feet	1195x500x1950 h

locking mechanism

ORD. NO.	COMPARTMENTS NO.	ACCESSORIES	DIMENSIONS mm
F AM 1214 01 51	1x4	without feet	415x500x1750 h
F AM 1214 07 51	1x4	with feet	415x500x1950 h
F AM 1224 01 51	2x4	without feet	805x500x1750 h
F AM 1224 07 51	2x4	with feet	805x500x1950 h
F AM 1234 01 51	3x4	without feet	1195x500x1750 h
F AM 1234 07 51	3x4	with feet	1195x500x1950 h

cylinder lock

ORD. NO.	COMPARTMENTS NO.	ACCESSORIES	DIMENSIONS mm
F AM 1214 11 51	1x4	without feet	415x500x1750 h
F AM 1214 17 51	1x4	with feet	415x500x1950 h
F AM 1224 11 51	2x4	without feet	805x500x1750 h
F AM 1224 17 51	2x4	with feet	805x500x1950 h
F AM 1234 11 51	3x4	without feet	1195x500x1750 h
F AM 1234 17 51	3x4	with feet	1195x500x1950 h

locking mechanism



SERIES FS1200

■ SUPPLEMENTARY PARTS




- Replacement lock with 2 keys: ART. R CSR 0017 00
- Replacement locking mechanism: ART. R CSR 0022 00



■ The plastic legs are supplied unassembled

RAL 5012 +
RAL 7000 F... ..51



SERIES PERFORM GS/FS

SINGLE-SIDED AND DOUBLE-SIDED BENCHES

Solid bench made from welded tubular steel with adjustable legs. The 300 mm deep seating area is covered with plastic profiles.




SINGLE-SIDED BENCHES

ORD. NO.	LOCKER WIDTH mm
F AM 9010 00 01	585
F AM 9020 00 01	610
F AM 9030 00 01	805
F AM 9040 00 01	900
F AM 9050 00 01	1145
F AM 9060 00 01	1195

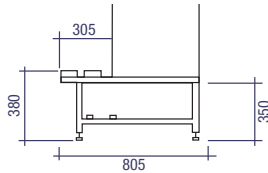
DOUBLE-SIDED BENCHES

ORD. NO.	LOCKER WIDTH mm
F AM 9110 00 01	585
F AM 9120 00 01	610
F AM 9130 00 01	805
F AM 9140 00 01	900
F AM 9150 00 01	1145
F AM 9160 00 01	1195

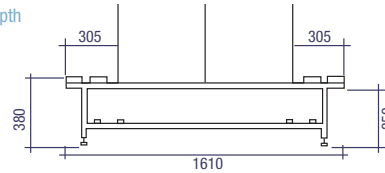


Example of using single-sided benches

Depth



Depth



SINGLE-SIDED AND DOUBLE-SIDED BENCHES WITH SHOE STORAGE FACILITY

Solid bench made from welded tubular steel with adjustable legs. The 300 mm deep seating area is covered with plastic profiles. A handy shoe storage facility is located under the bench.



SINGLE-SIDED BENCHES

ORD. NO.	LOCKER WIDTH mm
F AM 9010 01 01	585
F AM 9020 01 01	610
F AM 9030 01 01	805
F AM 9040 01 01	900
F AM 9050 01 01	1145
F AM 9060 01 01	1195

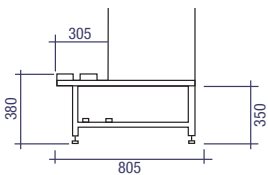
DOUBLE-SIDED BENCHES

ORD. NO.	LOCKER WIDTH mm
F AM 9110 01 01	585
F AM 9120 01 01	610
F AM 9130 01 01	805
F AM 9140 01 01	900
F AM 9150 01 01	1145
F AM 9160 01 01	1195

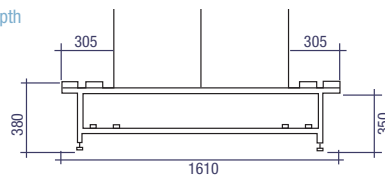


Example of using double-sided benches

Depth



Depth



RAL 7000 F.01

INFO ■




DEPTH = 360 mm

SERIES **PERFORM** GS/FS

2000 - 1500 - 1000 mm BENCHES

Solid bench made from welded tubular steel with adjustable legs. The 360 mm deep seating area is covered with plastic profiles.




ORD. NO.	DIMENSIONS mm
F AN 9560 00 01	2000x360x385



ORD. NO.	DIMENSIONS mm
F AN 9550 00 01	1495x360x385



Example of using benches



ORD. NO.	DIMENSIONS mm
F AN 9540 00 01	1000x360x385

SHOE HOLDER



ORD. NO.	DIMENSIONS mm
F AM 9600 00 07	230x460x23

Shoe holder made from 3 mm thickness heat-shaped plastic. Handy for storing shoes inside lockers.



Example of using the shoe holder

UMBRELLA HOLDER



ORD. NO.	DIMENSIONS mm
F AN 9320 00 04	100x1008

Waterproof umbrella holder with plug for draining water. The waterproof fabric and watertight plastic prevent water from leaking and keeps the locker and its contents dry.



Example of using the umbrella holder

■ **INFO**

RAL 5012 F.04 RAL 7000 F.01



www.famispaspa.com



SERIES PERFORM GS/FS

PAIR OF BASE PLINTHS

Pair of galvanised steel base plinths. Bolted to the locker.



ORD. NO.

DIMENSIONS mm

F AM 9000 00 99**50x498x100**

This pair of base plinths can be used with the following series of lockers:

F AN 1200 / F AN 1300 / F AN 1400 / F AN 1500 / F AN 1600
 F AN 1700 / F AN 1800 / F AN 1900 / F AN 2300 / F AN 2400
 F AN 2500 / F AN 2600 / F AM 1000 / F AM 1100 / F AM 1200
 F AM 7000 / F AM 7300



Example of using the pair of base plinths

PAIR OF PLASTIC LEGS

Pair of plastic legs in polypropylene, can be height-adjusted from 180 to 200 mm.



■ 01

■ 07

ORD. NO.

COLOUR

DIMENSIONS mm

F RR 2310 00 01

grey RAL 7000

135x500x180/200**F RR 2310 00 07**

black RAL 9011

135x500x180/200

This pair of plastic legs can be used with the following series of lockers:

F AN 1200 / F AN 1300 / F AN 1400 / F AN 1500 / F AN 1600 / F AN 1700
 F AN 1800 / F AN 1900 / F AN 2300 / F AN 2400 / F AN 2500 / F AN 2600
 F AM 1000 / F AM 1100 / F AM 1200 / F AM 7000 / F AM 7300



Example of using a pair of plastic legs

REPLACEMENT LOCKING MECHANISM

ORD. NO.

R CSR 0022 00

Suitable for lockers series:

F AN 1900 / F AM 1000 / F AM 1100 / F AM 1200 / F AM 7000 /
 F AM 7300



REPLACEMENT LOCKING MECHANISM

ORD. NO.

R CSR 0024 00

Suitable for lockers series:

F AN 1000 / F AN 1200 / F AN 1300 / F AN 2300 / F AN 1400 / F AN 2400 /
 F AN 1500 / F AN 2500 / F AN 1600 / F AN 2600 / F AN 1800



REPLACEMENT LOCK WITH 2 KEYS

ORD. NO.

KEY WITH NUMBER FROM

R CSR 0017 00**25000 - 26999**

Suitable for lockers series:

F AN 1900 / F AM 1000 / F AM 1100 / F AM 1200 / F AM 7000 /
 F AM 7300



REPLACEMENT LOCK WITH 2 KEYS

ORD. NO.

KEY WITH NUMBER FROM

R CSR 0018 00**25000 - 26999**

Suitable for lockers series:

F AN 1200 / F AN 1300 / F AN 2300 / F AN 1400 / F AN 2400 / F AN 1500 /
 F AN 2500 / F AN 1600 / F AN 2600 / F AN 1800



REPLACEMENT LOCK WITH 2 KEYS

ORD. NO.

KEY WITH NUMBER FROM

R CSR 0011 00**45000 - 46999**

REPLACEMENT LOCK WITH 2 KEYS

ORD. NO.

KEY WITH NUMBER FROM

R CSR 0025 00**45000 - 46999**

PAIR OF REPLACEMENT RODS WITH ACCESSORIES

ORD. NO.

SUITABLE FOR LOCKERS SERIES

R XAC 0010 99**F AN 1100**

PAIR OF REPLACEMENT RODS WITH ACCESSORIES

ORD. NO.

SUITABLE FOR LOCKERS SERIES

R XAN 0002 99**F AN 5000**

SERIES PERFOM GS/FS

REPLACEMENT LOCK WITH 2 KEYS

ORD. NO.

R CSR 0029 00

KEY WITH NUMBER FROM

25000 - 26999



PAIR OF REPLACEMENT RODS WITH ACCESSORIES

ORD. NO.

R XAN 0002 99

SUITABLE FOR LOCKERS SERIES

F AN 1700

REPLACEMENT LOCKS

ORD. NO.

R CSC 0004 00

R CSC 0002 00

KEY WITH NUMBER FROM

25000 - 26999

45000 - 46999



Always specify the number indicated on the cylinder lock when ordering replacement keys.



ATA' FILM

THRILLER A

VISIONE



